



Legend	Explanation
☑ (57)	New Feature
☒ (475)	Bug Fix
🔧 (521)	Enhancement

## Change History

### Version 2.9.0.46 R5 as of 4<sup>th</sup> March 2024

☒	Fix issue with dbRepository.exe crashing on the 64 bit build when trying to free an object that had not been previously created.
🔧	Insert new Exception processing into dbRepository.exe so that any exceptions are caught and reported back to the logfile and the -errfile if advised.

0 new features, 1 enhancements, 1 bug fix: Total 57 new features, 521 enhancements, 475 bug fixes

### Version 2.9.0.46 R4 as of 27<sup>th</sup> February 2024

☒	Changed writing of the logfiles to use a SystemWideLock instead of a file lock. The file lock was sometimes never released and was hanging processing on some machines.
	Built the 64 and 32 bit versions, including the latest NuVu Reports 4.6.0.55 RC7-3.

0 new features, 0 enhancements, 1 bug fix: Total 57 new features, 520 enhancements, 474 bug fixes

### Version 2.9.0.46 R3 as of 29<sup>th</sup> January 2024

🔧	If an -errfile has been passed to dbQuery.exe and there is any internal exception error raised, then a summary bug report will be written to that supplied filename.
🔧	Added a new command-line option to the dbQuery.exe. -ExportAllWithStats "filename.zip" will invoke the tool and select ALL queries in the currently connected repository, and write them out to a temporary folder, also obtaining statistics of how many times each query was run, and the last date of execution of each query, outputting to a csv file in the same temporary folder. Then it will zip up that folder and save it to the advised filename.zip and remove the folder.
🔧	Changed the command-line options -ExportAll and -ExportAllWithSchedules to also allow the output to be a zip file instead of a folder.




0 new features, 3 enhancements, 0 bug fixes: Total 57 new features, 520 enhancements, 473 bug fixes

### Version 2.9.0.46 R2 as of 17<sup>th</sup> January 2024

🔧	Change the logging to call an anonymous procedure instead of the original – will stabilize the simultaneous writing of log records from multiple processes.
---	---




0 new features, 1 enhancement, 0 bug fixes: Total 57 new features, 517 enhancements, 473 bug fixes

### Version 2.9.0.46 as of 7<sup>th</sup> December 2023

	If the dbQuery tool is running SILENT, then set the priority of the process to BELOW_NORMAL_PRIORITY_CLASS – so that less resources are used by the process.
	If an exception error occurs when running the DbQuery tool SILENT, then create a bug report (in the local temp folder of the user running it) and write the exception error together with reference to the generated bug report into the DbQuery.log file.
	Fixed issue with the IncludeWithGroup function – was never working properly.




0 new features, 2 enhancements, 1 bug fixes: Total 57 new features, 516 enhancements, 473 bug fixes

### **Version 2.9.0.43 as of 16<sup>th</sup> July 2023**

	Fix issue with resetting child/parent links which caused incorrect links to those.
	Fixed issues with Merged fields when the Merge field was a calculated field with a filter on it.
	Fixed issue where if a field had been moved in the designer (before save) and right-click on it – it was not pointing to the new position of that field.





0 new features, 0 enhancements, 3 bug fixes: Total 57 new features, 514 enhancements, 472 bug fixes

### **Version 2.9.0.41 as of 19<sup>th</sup> May 2022**

	Fix issue with crashed the Query Designer if the placeholder window was closed with the 'Cancel' button.
	Fix issue with placeholders in the filter that did not have any parameters in the query – always returned no records.
	Change NuVuQueryAPI to handle outputting XML correctly.




0 new features, 0 enhancements, 3 bug fixes: Total 57 new features, 514 enhancements, 469 bug fixes

### **Version 2.9.0.40 as of 9<sup>th</sup> January 2022**

	Introduce a new mechanism to return results via a Progress Appserver. There are requirements to add items to the [Overrides] section of the ini file to enable this: AppserverURL=The url of the Appserver Call (excluding the actual final element – which will be automatically added by NuVu (for example: getNuVuResults) AppserverApiKey=Any security key to be passed across for validation of the context InitialTimeout=number of seconds to wait until at least the first row of the query is returned MaximumTime=number of seconds allowed for the returning of the results of the query MaximumRecords=maximum number of rows to return.
	Fix issue with mapping of XML nodes when creating PDF documents.
	Validate available datasources when importing queries.
	Change NuVuQueryAPI to handle outputting XML correctly.



1 new feature, 0 enhancements, 3 bug fixes: Total 57 new features, 514 enhancements, 466 bug fixes

### **Version 2.9.0.39 as of 10th August 2021**

	Handle the exporting of SFTP on the scheduler screen. Also fix the "Test" button on the Scheduler screen.
	Fix the outputting of XML to replace reserved characters (like '<') with the XML equivalents.
	Fix the outputting of parameters to the XML – must contain curly braces.



0 new features, 1 enhancement, 2 bug fixes: Total 56 new features, 514 enhancements, 463 bug fixes

### **Version 2.9.0.38 as of 19th July 2021**

	Fixed issues with the XML/PDF creation running on the 64-bit version of NuVu – it was attempting to free an object that was not yet created.
	Added an option to the Query options screen (Excel tab) that allows you to override the setting "Do not Group" – if ticked then excel will show the group outlines, if unticked it will not.



0 new features, 1 enhancement, 1 bug fix: Total 56 new features, 513 enhancements, 461 bug fixes

### **Version 2.9.0.37 as of 9th April 2021**

	Fixed issues with the FTP logic when run from the scheduler.
	Change the "test" button on the FTP in the scheduler to create a temp file with a date/time stamp in the filename, and also output the FULL pathname of that file.



0 new features, 1 enhancement, 1 bug fix: Total 56 new features, 512 enhancements, 460 bug fixes

### **Version 2.9.0.36 as of 21st December 2020**

	Introduce FTPS options in the scheduler – including a "test" button.
	Changed the ConfigureNuVuIni.exe to disable the broker fields if the broker server is anything other than localhost or 127.0.0.1 (the IP of the localhost) – and remove validation of the broker fields if the broker fields are disabled.

0 new features, 1 enhancements, 1 bug fixes: Total 56 new features, 511 enhancements, 459 bug fixes

### **Version 2.9.0.35 as of 24th August 2020**

	Changed the way merging happens so that it reprocesses the grid (including sorting and totalling) if the underlying grid is also merged.
	Delphi Rio 10.3 compiler caused many SQL cursors to become invalidated – had to change all in the dbRepository and dbQuery tools to cater for this.


0 new features, 1 enhancements, 1 bug fixes: Total 56 new features, 510 enhancements, 458 bug fixes

### **Version 2.9.0.32 as of 17th May 2020**

<input checked="" type="checkbox"/>	<p>There are now separate 32-bit and 64-bit installer versions. The 64-bit version does not suffer from the 2GB internal memory limitation when retrieving and processing the results of a query, and the calculations are much quicker.</p> <p>NOTE: the 64-bit version only accommodates Firebird 2.5 (on the client) but can access any previous version of Firebird on the server.</p>
-------------------------------------	--

1 new feature, 0 enhancements, 0 bug fixes: Total 56 new features, 509 enhancements, 457 bug fixes



### **Version 2.9.0.31 as of 5<sup>th</sup> February 2020**

	Changed the export schedules option to only include schedules which match the allowed datasources for that query.
<input checked="" type="checkbox"/>	Fix issue with schedules being assigned a blank datasource if the [DataSources] setting in the ini file contained references to another datasource that was not used in the current query.
<input checked="" type="checkbox"/>	Automatically remove old history records from the qr_history table. This is done as part of the scheduler processing – when it is waiting for the next iteration of checking – the currently processed schedule is examined and items older than the advised value of 'retainhistorydays' in the ini file are automatically deleted. The default for this ini setting (which is part of the [Settings] section, is 31 days, but obviously can be changed by advising another value for this (minimum/default is 31 days).
<input checked="" type="checkbox"/>	Fix issue when adding a new schedule – the file extension was not automatically appended to the generated filename.

1 new feature, 1 enhancement, 2 bug fixes: Total 55 new features, 509 enhancements, 457 bug fixes




### **Version 2.9.0.30 as of 10<sup>th</sup> January 2020**

<input checked="" type="checkbox"/>	When outputting to excel, the grouping defined in the query is translated to the Grouping hierarchy available within Excel – so details/totals can be drilled in to, up to a level of 8 (which is the maximum allowed by Excel).
<input checked="" type="checkbox"/>	When outputting to excel, the total columns will be replaced with formula's which will recalculate the totals – so that if a new row is inserted into the produced spreadsheet, then the totals will reflect that. The final total row (T1), if present, will also have named cells (T1_<fieldname>) that can be used by macro's in excel to further manipulate the results.
<input checked="" type="checkbox"/>	New "placeholders" feature that allows the user to advise string (character) placeholders that can be replaced inside variable definitions in the query. These placeholders are maintained via a new menu item – under the 'Utilities' menu. To insert these placeholders into a variable, invoke the Prompts/Variables option and choose from the list of Placeholder variables in the 'PlaceHolders' group. These will be inserted at the appropriate insertion point and contain %<placeholdername>% which will be replaced with the actual placeholder text at runtime. The online help will explain this feature further.
<input checked="" type="checkbox"/>	Fixed issue with grouping colours – if a member of the group was not selected, then the colours were allocated to either the Total Row, or another group field.
<input checked="" type="checkbox"/>	Fix missing F2/F3 shortcut keys on the Joins, Grouping, Prompts and Filter screens.
<input checked="" type="checkbox"/>	Fix the Selection of Databases, Tables, Fields, Sort Fields so that when the screen was resized it

	would resize the objects within them correctly.
	Fix issue where the 'favorite' setting for a query for all users was being removed by the repository server when a query was saved.
	Fix minor issue introduced in this same build – which caused the schedule screen to crash when less than 2 parameters were advised.





3 new features, 0 enhancements, 5 bug fixes: Total 54 new features, 508 enhancements, 455 bug fixes

### **Version 2.9.0.29 as of 14<sup>th</sup> November 2019**

	Fixed issue with the 2 <sup>nd</sup> grid having group totals, and after expanding or compressing them, the 1 <sup>st</sup> grid becomes unresponsive, and opening queries in the designer after that returns no columns.
	Change the install to rather install fbclient.dll for the 2.5 version of firebird – which is now the default when installing NuVu from scratch.
	Change NuVuConfigWizard to allow a blank Progress folder – when the broker will not be running on the installed machine. Also verify that if a Progress folder is advised, that the bin\_progres.exe exists there.
	NuVu Query has been tested with Microsoft Server 2016 and 2019 and is compliant.



0 new features, 2 enhancements, 1 bug fix: Total 51 new features, 508 enhancements, 450 bug fixes

### **Version 2.9.0.28 as of 2<sup>nd</sup> November 2019**

	Fixed issues with the scheduler when running a different TimeZone and the schedule was marked to repeat – adjusted the 'last run date/time' to the advised TimeZone to allow the schedule to repeat properly.
	Changed the import of views/lookups to not remove existing ones, but only add new ones or update existing ones.
	Fix issue with the sub-licencing control where the GUID followed the other parameters in the sy_options table. Also rework the sub-licencing functions to add designer licences to the runtime licence count.
	Improved speed of preparing a NuVu Report (.rbi) – the RBIPrepare module






0 new features, 1 enhancement, 3 bug fixes: Total 51 new features, 506 enhancements, 449 bug fixes

### **Version 2.9.0.27 as of 3<sup>rd</sup> September 2019**

	Add new functionality to the Query Designer that allows you to advise (add/remove) the query as a favorite. Further enhancements in the Query Selection tool to allow the user to select only their favorites.
	A calculated field (or normal field with an expression) when set to 'not total' was still totalling.










0 new features, 1 enhancement, 1 bug fix: Total 51 new features, 505 enhancements, 446 bug fixes










## **Version 2.9.0.26 as of 15<sup>th</sup> August 2019**

	Introduced the ability to import/export views from the dbRepository.exe.
	Introduced the ability to import/export lookups from the dbRepository.exe.
	Add the NuVuWebService.exe and sample NuVuWebService.ini to the install folder. These are installed to a separate folder called nq_ws, and will create an empty 'Log' folder underneath that folder so the whole folder structure can be copied to the htdocs or similar folder on the web server itself.
	Add command-line option to dbRepository.exe that allows an import of the full schema. Input parameters are "-action importschema", "-input <filename>", "-output <resultsfile>", "-errfile <errorfile>". This can be run from the NuVuWebService.exe as well.
	Add command-line option to dbRepository.exe that allows a sync of the full schema. Input parameters are "-action syncschema", "-output <resultsfile>", "-errfile <errorfile>". This can be run from the NuVuWebService.exe as well.

0 new features, 5 enhancements, 0 bug fixes: Total 51 new features, 504 enhancements, 445 bug fixes








## **Version 2.9.0.25 as of 15<sup>th</sup> May 2019**





	Replace questions asked before importing queries with a dialog window, and add a new tick-box option which is used to import schedules or not (default is to import schedules). Also show the number of schedules that were imported when displaying the other statistics.
	Every time a schedule was updated with an email option, it would add an extra blank line to the end of the body.
	Add 'Hide this Column' and 'Unhide this Column' menu items when right-clicking on a column heading.
	Allow merging of decimal/integer fields to return Total, Highest, Lowest, Average or Count of the merged data.
	Add a 'Secondary Sort' option to the sort window – the secondary sort will be processed after the initial sort and merge.
	The previously selected Group and Category are remembered and filtered on when choosing the 'Query Selection' window but are cleared when the query tool is initially opened.
	Any previous filters are reapplied when opening the 'Query Selection' window but are cleared when the query tool is initially opened.
	New function was introduced - 'Counter' which starts at 1, and increments by 1 for each unique value of the advised field.
	New functions introduced for manipulating Audit data (only applies to databases that have Auditing enabled. Functions include 'GetAuditData', 'GetAuditKey' and 'GetAuditKeyN'.

	Automatically assign all groups to user SYSADM during login.
	Add Timezone support to the scheduling of queries – the default will be to set the timezone to the timezone of the current PC but can be changed to any valid Timezone via a drop-down list.
	Provide an Export button on the Query Selection window, which will output the current filtered set of queries to an advised CSV file. History of the running of each query can also optionally be included in the CSV. The CSV file can be automatically opened after it is created.
	Optionally allow SMTP emails to be delivered via STunnel – requires 'EmailUseStunnel=True' to be placed in the ini file. STunnel.exe is included in the install.
	Add new function 'FormatTime' which allows a Progress Time variable (an integer representing the number of seconds since midnight) to be formatted with hh, mm, ss, am/pm or any combination of these.
	Fix occasional crashing when the list of previously used queries (MRU list) is accessed on slow machines.
	Enable Auto-Fit when exporting to Excel using the non-Excel engine. Note: columns that are marked to wrap will be excluded from the auto-fit calculation.
	Further enhancements to the scheduler engine, in that if the scheduler cannot launch dbQuery processes, or the dbQuery processes become non-responsive, then the repository service will restart the scheduler automatically. There are also additional ini file settings to simulate this situation for testing purposes.
	Added option to 'Export' on the query selection screen. Now asks if History is to be exported too – if so will output ALL history for any query included in the selection.

0 new features, 16 enhancements, 1 bug fix: Total 51 new features, 499 enhancements, 444 bug fixes











### **Version 2.9.0.21 as of 28<sup>th</sup> October 2018**

	Provide new option on the Repository Tool to cater for sub-licencing in a Cloud environment. The website will have a separate document on how this is implemented.
	Fix issue which resulted in a blank query selection screen when 'Export Multiple Queries' was chosen.
	Fix issues with the Relationships tab on the Repository Tool – the relationships were not refreshing when the table/view was changed.
	Add logic that allows all 'Private' queries to be viewed by the SYSADM account. This aids exporting of queries, in that none are therefore missed.
	Add logic that allows all defined groups to be automatically assigned to the SYSADM account. This aids exporting of queries, in that none are therefore missed.
	Add additional validation to ensure that there are valid datasources for each defined database in a query.
	Fix bug introduced in previous versions, where the exported query contained an invalid sort_seq in

	the sort fields – so when importing, the sort information was missing, apart from the first sort field.
	Ensure that when the 3 <sup>rd</sup> attempt to run the Designer (concurrently), closes that attempt down.
	Fix issue where a new query was written (and not saved), and was attempted to be run – reported no datasources available.
	Added new UpgradeURL setting to the ini file, which will output a message to the client if their version of NuVu does not match the server version and allow them to copy that URL into their browser to download the correct version and update it.
	Add additional GUID security checking (ini file setting GUID=) that will verify that a client (connected to a Cloud multi-tenanted repository) matches the GUID that is stored in the Repository.

0 new features, 6 enhancements, 5 bug fixes: Total 51 new features, 499 enhancements, 445 bug fixes

### **Version 2.9.0.16 as of 27<sup>th</sup> November 2017**

	Replaced 'Total when Merging' and 'Average when Merging' tickboxes with a new drop-down that allows Totalling when Merging, Averaging when Merging, Max Value when Merging, Min Value when Merging, and Count when merging.
	Added a Secondary Sort function (button) on the sort screen, only visible if you have at least one Merge field on the primary sort screen. Results in a secondary sort after the merging/filtering. The Totalling/Grouping is only affective on the secondary sort fields (if advised, otherwise Primary as before).
	Added new option to the ini file 'SchedulerVerboseDebugging=[True/False]', default False – that will output much more info to the scheduler log file if set to True – mainly for debugging purposes on new installations.
	Added new function 'Counter' that allows you to create a calculated field with a running counter for each unique fieldname advised as the parameter. For example: Counter(`Sports2000.Customer.CustNum`).
	Change the dbQuery engine to first check calculated fields for recursion, and if exceeds the available calculated field list then an error is issued before the query is run.
	Ensure all fields output to CSV are double-quoted. Also fix the "type" column to be double-quoted.
	Remember the query selection filters the 2 <sup>nd</sup> and onward time the screen is invoked. Also remember the sort field (and direction).
	Introduce multi-tenant sub-licence controls. This is when you have a single repository with multiple clients on the same set of schema (but with their own physical databases). The licence control can then be managed on a per client basis as opposed to the actual licences purchased for NuVu.
	New option on right-click of a column – the ability to hide or show a column without having to invoke the column attributes directly.
	Introduce Sub-Licensing – the ability to have multiple tenants in a single repository and control the licences on a per-tenant (User Prefix) basis.



✘	Prevent the scheduler grid from expanding when the edit/add button is pressed.
✘	Handle storing of the MRU list when an ampersand has been advised in the query name.
✘	Fixed a very elusive bug in the import/export of queries – where the import crashed when importing build 14 or prior into this build when more than 1 sort-field was advised.

1 new feature, 8 enhancements, 4 bug fixes: Total 51 new features, 477 enhancements, 438 bug fixes

### **Version 2.9.0.15 as of 4<sup>th</sup> March 2017**

℞	Revamped the 'new query' logic. Added indicator to each join where the table can be marked as 'independent', and changed the back-end engine (substantially) to handle that. Speed improvements here too – used to take 4 times longer than the normal query logic (each, each, each) – now with the individual query prepares on each join can take around 20-50% the time of the original. The new logic is only induced when there are 'independent' queries advised.
℞	Cater for a CSV delimiter other than comma – for Italy and other countries. There is now a new setting in the ini file: CsvDelimiter={char} where you can set the optional delimiter character. For example: CsvDelimiter=;
✘	Fix issues with the CPU function that was crashing the NuVu scheduler service – replaced with a new function that works with services and interactive processes.



0 new features, 2 enhancements, 1 bug fix: Total 50 new features, 468 enhancements, 434 bug fixes

### **Version 2.9.0.14 as of 25<sup>TH</sup> December 2016**

℞	Allow other major image types in the report designer. Now offer bmp, jpg, png and gif formats.
✘	Fix issue with updating schema – int64 was not being converted to integer.
℞	Pressing the 'Paste' button on Views or Lookups in the repository tool will automatically enter 'Insert Record' mode instead of asking you to click on the 'Insert Record' button if the current state is not already in 'Insert' mode.
℞	Optional choosing to import/update Lookups/Views and MetaData (System Tables) when updating or adding schema to the repository.
✘	Fix issue when pasting Views or Lookups – the 'selection' field did not change the field names from the original names to the sanitised names.
✘	Fix issue with rebuilding table joins on views where there are no matching fields between parent and view.
℞	Include latest version of nuvu reports.
✘	Fix issue with charts (multiple) not all opening at the same time, and also fixed the 'chart against' which reverted to the 'Details 1' lines instead of the stored item.
✘	Fix issue with merging when there is a second grid – the recalculations on grid 1 did not fire.




0 new features, 4 enhancements, 5 bug fixes: Total 50 new features, 466 enhancements, 433 bug fixes

### **Version 2.9.0.13 as of 10<sup>th</sup> August 2016**

	Fix URGENT issue introduced with 2.9.0.13 as of 8 <sup>th</sup> July 2016 where the schema update only returns part of the schema (socket times out).
	Fix issue with opening a run-time report and clicking the 'select' button – crashes some times.










0 new features, 0 enhancements, 2 bug fixes: Total 50 new features, 462 enhancements, 428 bug fixes


### **Version 2.9.0.13 as of 7<sup>th</sup> August 2016**

	New tickbox on the 'override properties' screen, which allows a query to NOT output headers when exporting to CSV format.
	Bypass outputting header row in Excel (Main Headings) if advised row = 0.
	Bypass outputting date/time and parameters row in Excel if advised row = 0.

0 new features, 3 enhancements, 0 bug fixes: Total 50 new features, 461 enhancement, 426 bug fixes
















### **Version 2.9.0.13 as of 8<sup>th</sup> July 2016**










	Introduce new Extended SQL editor tool. This interactive tool is able to apply extended SQL commands that will act on individual rows created with a SELECT statement. Of particular use is replacing strings within fields using REPLACE and UPPER functions. Normal SQL can also be pasted into the editor and executed.
	Change the record selection clause so double-click selects words unless inside delimiters (like record, calculated field, prompt).
	When using certain functions on a date field (like Highest for example), the dbQuery.exe crashed when exporting the results into Excel.
	Fixed issue with ',email' which sometimes was not stripped off the destination filename and caused the scheduler not to output the generated results to the file.
	Allow favourites to be added/maintained by any Query Designer user.
	When invoking the scheduler, disable the toolbar until initial processing is completed. This overcomes an issue where the user presses edit straight away, and the fields are not enabled correctly.
	Copy help files from server to local machine (only if different or not found). This overcomes the issue with Microsoft not allowing a chm help file to be viewed from a network drive.
	Fix issue with the Scheduler where FTP and Email were chosen, which resulted in no email or FTP being processed.
	Added additional error logging for any query errors – including Computer Name, IP Address, User

	who ran it, and the datasources used.
	Introduce new ini file setting "AbortScheduleOnTimeout" which can be set to True or False (True being the default) – if set to False then the Query will not abort if no records are retrieved within the 20 second margin allowed, otherwise it will.

1 new feature, 5 enhancements, 4 bug fixes: Total 50 new features, 457 enhancements, 426 bug fixes







### **Version 2.9.0.13 as of 1<sup>st</sup> January 2016**

	Calculations that relied on stats functions from lower grids returned blank instead of zero in the case that there were no rows in the lower grid(s).
	Improve the Join field selection – will now attempt to select on unique indexes first, then other indexes.
	If selecting the only database for a query, auto-click the Next button.
	Show additional information in the error email – the Machine Name and IP Address on which the query ran, the windows user, and the actual datasource(s).
	Suggest items in the where clause (row selection criteria) based on data type – with auto-select.
	New feature added – when opening queries using the query browser, it will automatically select and position to you on the previous query you were working on.
	Added new F4 feature to the dashboard – which allows selection and drill to any level for charts that are specified with 'selected columns'.
	When importing schema (Progress) now include System Tables – so NuVu can do queries against the Virtual System Tables (and others).
	When adding a new database or calculated field to the grid, assume the font characteristics (column label and cell) of the first field in the query.
	Added new right-click option on Total rows – ability to set the foreground colour.
	Added function when adding new calculated fields or database fields, it will default the font characteristics to the first column in the query (if there is one).
	Double-Click on a detail row inside a grouped section will now auto-collapse that section to now show the detail rows.
	Major enhancement to the viewlog utility – allows you to show line numbers (optionally), and also to save a wildcard template to be used by any files opened that match the template.
	Double-Click on a collapsed group total row will now only expand to the next level up (which may be the actual row details).
	Enhanced the NuVu Query Service and Scheduler process so that the Query Service will poll the Scheduler to ensure it is alive. If not alive, an email will be sent to the 'ErrorEmailsTo' and the


















	Scheduler will attempt to be restarted.
	Fixed issue where filtering occurred on calculated fields before the merge. Also fix issue with filtering and sorting on calculated fields – now only happens once ALL calculated fields in the filter or sort are resolved.
	Fixed issue on dashboard resize/move logic – it would sometimes hang up because of recursive calling of the same procedures.
	Fix issue with dates (and datetime) exported to the new Excel mechanism – format was not set to 'Date' correctly.
	Major enhancements to ViewLog.exe – allows quick filters, reduces CPU Usage, shows number of lines, and more.
	Repository schema update – backs up the schema before update, to the temp folder, with name "beforeschemaload.txt".
	Focusing the first row was not focusing the first visible row – which caused issues with conditional collapsed totals.
	Fixed issue with conditionally collapsed totals – was not collapsing when run from the scheduler.
	New feature for Excel – now creates Excel spreadsheets without the need for Excel on the machine at all. Much faster and avoids the setup for DCOM on the server altogether. Also avoids the licencing issue with Microsoft regarding Terminal Servers.
	Now provides the ability to FTP the results of a schedule. Only standard FTP is supported – not SFTP or FTPS.

















1 new feature, 15 enhancements, 5 bug fixes: Total 49 new features, 452 enhancements, 423 bug fixes

### **Version 2.9.0.11 as of 22<sup>nd</sup> April 2015**

	Sort out issues with the Scheduler hanging up processing of jobs at random times.
	Further work on the Table Relationships – now also allows the building of relationships to tables in other databases. Also includes relationships belonging to parents that don't have index fields.
	Show the Query ID and Query Name when the query is about to be deleted (for better confirmation from the user). Also automatically create an nqy file before the query is deleted, so that a query that is deleted by mistake is able to be re-imported into the repository. The nqy file is created in the 'Deleted Queries' folder (auto-created) within the root NuVuQuery install folder.
	Expand the selection of Database, tables, Fields, Sort fields so that the screen can be resized to show more details. New tickbox on the Tables, Fields selection that will also show additional information which helps the designer of the query to identify the items they wish to include.
	Now includes the latest version 4.6.0.9 of the NuVu Reporting Suite.
	Shows the process ID of any submitted job run from the scheduler (or otherwise) to fast-track hung jobs.









✘	Sort out issues with the 'New Method' of querying the Progress database (ie: independent tables).
✔	New feature – Filter results. Allows you to filter the results after they are returned – there are many options available for this too, including an expression.
✔	New feature – Find in Results. Allows you to find text in any column of the results based on many search options, including an expression.
🔗	Output index information to the socketserver log files – this shows what index was actually selected by Progress (or specified in the actual query) and also shows the fields in the index, and if it is a bad index to use.
🔗	Landscape Schema report shows much more detail now – shows the fields in the relationships, shows the original table and field names, shows the original field name in blue if different from the sanitized field name. Uses less space on the report too.
✘	Fix issue with the Column Re-Order logic – fields were being sorted according to name instead of the actual position on the grid.
🔗	Add a 'refresh' button to the query history screen, so that you can refresh the history without having to close and reopen the history window.
🔗	Provide a new filter option at the top of the 'field selection' screen to only show items of a selected data type.
✘	A bug in the SMTP client delivery of emails with the <code>-i &lt;replytoemailaddress&gt;</code> caused an extra Date: field to be added to the email header – and some SMTP servers were rejecting emails. Now replaced with the <code>-replyto &lt;replytoemailaddress&gt;</code> .
✘	Fix Copy/Paste schedules when the copy is done on one query, and the paste is done on another – was giving an SQL error.
✘	The partof function was not working with lines that contained #255 – actually the issue was the #255 when converted to a UTF8String.
✘	The dashboard was pointing to invalid objects if the dashboard contained PDF objects in the scheduled queries.
🔗	Change the scheduler and dbQuery to reserve a NuVu Server port and only launch the dbQuery process if there was an available server to process the query. This results in there being only the required number of dbQuery processes in memory that can run simultaneously.
✘	Remove the email config file after processing a query. This was already happening for queries that produced results, but not queries that returned zero results.
✘	Reintroduce nvblatnv.exe version 3.0.4 – as the current version does not handle filenames with % in them properly.
✘	Fix an issue with schedules set to run weekly – was only processing the first day of the week.
🔗	Reduce time taken to start the Repository and Scheduler services – now is started in a matter of seconds instead of a minute.

	Speed up the export of CSV output – is now twice as quick.
	Cater for changes in the SMTP client (nvblatnv) – it was interpreting % in filenames as a Unicode character.
	Double-clicking within any field delimited with ` , " , `{ or `[ will highlight the whole field inside the expression builder, calculated fields or filter expressions.
	Reintroduce nvblatnv.exe version 3.2.3 – now handles % in attachments
	Introduce new Boolean field 'Empty' – can be used in expressions to identify cells that have a Null (empty) value
	Do not initially show the field names of all fields within the chosen tables – much easier to then expand just the table you wish to choose the fields.
	Fixed issue with parameters that were ignored, that had brackets around them – resulted in an extra bracket in the query statement which caused Progress to fail when attempting to execute the query.
	New 'SecondsSinceMidnight' function that simply returns the number of seconds that have elapsed since midnight of the current day. This is shown in a new group called 'Time' – for future expansion of other time functions.
	Can press 'ENTER' on a field in the Filter (list of table fields on the right) in order to auto-select that field and insert it into the expression.
	Introduced a major feature when running a query that has been badly formed – you are given 20 seconds to abort the preparation of the query before it starts returning records – very handy as the prior behaviour would lock up the processing for potentially hours depending on the query.
	Total rework of the scheduler – so that only the required amount of jobs are submitted to Query processes depending on the number of installed NuVu Servers there are on the system.
	New 'SecondsDiff' function that returns the number of seconds between 2 advised date/time pairs. The 'Time' parameters must be in 'SecondsSinceMidnight' format.
	New 'MinutesDiff' function that returns the number of minutes between 2 advised date/time pairs. The 'Time' parameters must be in 'SecondsSinceMidnight' format.
	New 'HoursDiff' function that returns the number of hours between 2 advised date/time pairs. The 'Time' parameters must be in 'SecondsSinceMidnight' format.
	New timeout feature introduced. If a query does not start returning rows before 20 elapsed seconds, the user is able to abort the process within the 20 seconds. This avoids frustration from Designer users that have badly formed queries that are attempted to be run during the design phase.
	The timeout feature described above has been implemented when a query is run from the scheduler as well – so that badly formed queries that are submitted to the scheduler do not hang up those processes. They will abort after 20 seconds without returning a row. The 'interrupted' indicator will be send back to the scheduler which will denot a timeout.
	Optional setting on the help menu – 'Use Unsanitised Names' – if ticked then the original table and

	field names will be displayed, otherwise the sanitised table/field names will be displayed.
	Optional setting on the help menu – ‘Show table.field in the column label – if ticked then the table.field name will be displayed underneath the column label – this is a temporary setting that will only be active during the current design session, and is useful for debugging.
	Cater for new Progress DateTime variable – import this in a format of YYYYMMDD HHNNSS, and provide two new functions to extract the Date and Time elements to do further processing (DateTimeToDate, and DateTimeetoTime).
	Fix issue with attempting to access an invalid local fdb (repository) database when you chose to create a new query in the designer.
	Added logic to the SocketServer*.r, which now will optionally call functions written inside the UDF.p with the names udf_initialise and udf_finalise when the UDF is loaded into memory and prior to it being released from memory.
	The NuVu Scheduler is now set to time-out after 20 seconds if no records have begun being processed.
	The Expressions and Calculated Fields windows will now display a list of User-Defined functions if the supplied udf.ini contains the correct information. The NuVu website now has a link to the document that describes the User-Defined functions and how to expand/use them.
	Provide new feature on the column attributes – which allows you to conditionally hide a column based on an expression.
	Fix the ‘conditional collapse and hide’ features – if a prompted variable was used the condition always returned TRUE.
	Validation on the groups a user belonged to was not enforced when a query was run from the command-line.
	New Excel options – Auto-Fit and Auto-Filter (both defaulted to TRUE) – but can be overridden on a query by query basis.
	Ability to conditionally hide a column at run-time based on a condition. Normally this condition would be a runtime parameter that is prompted for at the start of the query (for example: ‘Show Details’).
	Fixed issue with Excel when a date field had a format of mm/yy – when passed to Excel, Excel converted the date incorrectly.
	Introduce FTP options – that allow the scheduler to FTP the resulting filename to a 3 <sup>rd</sup> party. This option is also available when calling dbQuery from the command-line.
	Fix issue when running a query from the command-line – where the group assigned to the query was not available for the user – now outputs an error and email.
	Issue when invoking dbRepository.exe twice – it crashed itself and firebird. Also occasionally it was crashing the repository server – all fixed.
	If a –login or –password is passed in from the command-line to dbQuery – it will not set these credentials to be used for automatic login.





4 new features, 31 enhancement, 18 bug fixes: Total 48 new features, 435 enhancements, 418 bug fixes

### **Version 2.9.0.10 as of 14<sup>th</sup> June 2014**


	Added import/export options to the 'relationships' tab within the Repository tool – allows you to export the current relationships in an XML format, change them with an XML editor, and then re-import these to update the actual relationships.
	Reworked the Table Relationships completely. Provide Import/Export functions that output or input standard XML to update the Table Relationships as well. The 'related fields' column can now also have an optional description and also the fields can be mapped if the names are different between the two related tables. Validation has been introduced that ensures the advised related fields exist in both tables, and are of the same datatype. There is a new drop-down box on the Joins window within the query tool which will allow the user to select a table relationship and auto-create the join between the two tables.
	Added new functionality to the Tables/Fields selection when designing reports. Now can show the description of the tables or fields (optionally), and also resize the selection window which is remembered the next time the user uses the designer.
	Added new functionality to the NetSetup utility – so all compulsory files are copied across to the client irrespective of them being omitted in the NetSetup.ini file.
	Sort out issues with different versions of Firebird client and server – client is now always installed with version 1.5
	Fixed issue when holding down Ctrl or Shift and clicking on a grid on certain tabs of the repository – was giving an Access Violation
	Ask users if they would like to download newer versions of the software from the server, assuming the client is connected to the server via a share or UNC, and the NetSetup.ini has been setup on the server
	New features, allowing the user to toggle between showing the sanitised table/field names or the original database table/field names at any time.

1 new feature, 4 enhancements, 2 bug fixes: Total 44 new features, 400 enhancements, 400 bug fixes

### **Version 2.9.0.9 as of 5<sup>th</sup> June 2014**







	Fixed issue when evaluating defined variables of type 'character' – it did not evaluate any expression that contained functions in it.
	Issue corrected with connecting to Firebird using the standard password (version 1.5 and 2.1).
	Provided a new function 'Query Properties' on the 'Utilities' menu item within the Repository Tool. This function allows the user to select multiple queries, and then act upon them as a set. Options include deleting the selected queries, exporting the selected queries to a CSV file, or changing various properties and applying them to the selected queries.
	Change logic when creating the local firebird database in the Query Designer – was taking a large amount of time when running the tool from a shared drive across the network (only on some clients).



	Columns marked as 'hide when printing' showed blank on the group headings or footers.
---	---





1 new feature, 1 enhancement, 3 bug fixes: Total 43 new features, 396 enhancements, 398 bug fixes

### **Version 2.9.0.8 as of 26<sup>th</sup> March 2014**

	Fixed issue when exporting to Excel and a column was hidden on the 2 <sup>nd</sup> or 3 <sup>rd</sup> grid – the headings did not match the data.
	Allow variable placeholders to be placed into the query 'header' property which are then replaced at runtime with the actual contents of the variable. Eg: Sales as at {MyDate}.
	Changed the utility function inside the dbRepository.exe to now allow the user to amend any string within the schedules of all queries.
	Enhance the socketserver logic to now connect/disconnect databases in a separate thread.
	Extra checking introduced into the socketserver logic to validate that if a -S parameter (port) is passed in the connection string, that the actual connected database is running on that port. This prevents very rare instances where the previous connection to a port was "locked" and Progress did not report that the disconnect and connect had failed.
	Fixed issue when a scheduled job which is set to 'repeating during the day' contains a syntax error – the error would be reported, but then the scheduled entries for that query would stop for the rest of that day.




0 new features, 4 enhancements, 2 bug fixes: Total 42 new features, 395 enhancements, 395 bug fixes







### **Version 2.9.0.7 as of 21<sup>st</sup> February 2014**

	Fixed issue when moving a join up to the top level (ie: auto-linked to the primary table) where the fields and joins did not reflect the correct join.
	Enhance the textbox function to handle right/center alignment when other attributes are inserted (like bold, underline etc).
	Added <databases> objects to the NuVuQueryAPI – to show which databases are included in any query.
	Change the export directly to excel, to handle 'ToExcelAsFunction' logic for alphabetic fields.

0 new features, 3 enhancements, 1 bug fix: Total 42 new features, 391 enhancement, 393 bug fixes


### **Version 2.9.0.7 as of 13<sup>th</sup> December 2013**

	Fixed grand totals not recalculating when there are no group totals in the query.
	Provide 'Points per Page' option within the report writer – will restrict the chart to only showing the first page of data.
	Fix issue with SilentLookups when based on another prompted lookup for its replaceable variable.

	Plus a few other issues with lookups/silentlookups when constant variable values were being used for the lookup/silentlookup.
	Fix issue with 'RunNuVuQuery' (or dbQuery with passed destination) – was ignoring any prompted variables unless the destination was 'Grid' or 'Excel'.
	Fix issue with variables being included in the header section – they were being shown as blank.
	Include 'Databases' field on report designer (header section).
	Fix 'Range Check Error' that sometimes occurred when large number of results were returned and the field was set to wrapped.
	Change 'automatic column resize' to now look at the grand total row first (if exists), and then resize based on a sample number of rows of 500.
	Fix issue when a series was set to 'blank' – caused an access violation.



0 new features, 3 enhancements, 6 bug fixes: Total 42 new features, 388 enhancements, 392 bug fixes

### **Version 2.9.0.7 as of 19<sup>th</sup> October 2013**

	Introduced the –errfile command-line option into dbQuery.exe. If advised, then any errors are written out to this file (and the file is auto-created empty before processing).
--	--




0 new features, 1 enhancement, 0 bug fixes: Total 42 new features, 385 enhancements, 386 bug fixes

### **Version 2.9.0.7 as of 29<sup>th</sup> August 2013**

	Fixed issue with the charts – was changing back to 'Colour Each Point' if you changed any value field.
	Changed the Scheduler – when selecting an email address, the address does not autocomplete now – but you can still select from the drop-down list. This change was requested due to the auto-completion confusing people and incorrect email addresses were being selected.







0 new features, 1 enhancement, 1 bug fix: Total 42 new features, 384 enhancements, 386 bug fixes

### **Version 2.9.0.7 as of 21<sup>st</sup> August 2013**

	Add the auto-kill of the NuVuOleDbServer.exe when the NuVu Query Service is closed.
	Changed the logic of the Scheduler – it now does not update the 'Last Run' date from the scheduler at all – but rather updates another indicator to indicate the job has been submitted to the Query Engine. The Query Engine then marks the 'Last Run' date if the query was successfully executed only. When the Query Service is restarted, any unfinished or unsuccessful Queries are now resubmitted to the scheduler. An additional log entry is written to the log files to mark when a schedule was 'completed successfully'.
	Changed the message issued when the current query cannot be saved because of the 'Read Only' indicator – it now tells you the changes to the schedules are saved, but the query cannot be saved.



0 new features, 2 enhancements, 1 bug fix: Total 42 new features, 383 enhancements, 385 bug fixes

### **Version 2.9.0.7 as of 12<sup>th</sup> August 2013**

	Fix bug when checking if a file can be saved within the scheduler – was not checking if the directory existed, and caused the scheduler dbQuery process to hang up if the directory was invalid.
	When importing queries, if the datasource 'schema' name is the same as that contained inside the repository, but the data-source name is different, simply replace it with the name contained within the repository instead of asking for an alternative.
	The scheduler now outputs additional information (schedule description and tenantID (if available) about the query when an error occurs while processing the query – much easier to track down the actual scheduled item.
	New dashboard feature – can now load an image and place it anywhere on the dashboard. Supports the F3 drilldown too.
	New feature – the charts series can now contain variables from the query, which are replaced at run-time with the actual contents of the variables.
	New feature – the charts titles and footers (as well as the title caption of the main chart window) can now contain variables from the query, which are replaced at run-time with the actual contents of the variables.







0 new features, 5 enhancements, 1 bug fix: Total 42 new features, 381 enhancements, 384 bug fixes

### **Version 2.9.0.6 as of 6<sup>th</sup> August 2013**

	Fix bug when clicking on the help in the Dashboard – was throwing an exception.
	Fix issue when exporting multiple queries – was flashing each query onto the screen. Now the form is hidden during export.

0 new features, 0 enhancements, 2 bug fixes: Total 42 new features, 376 enhancements, 383 bug fixes



### **Version 2.9.0.5 as of 5<sup>th</sup> July 2013**

	Allow the SYSADM account to still be able to access the dbRepository tool, even if that user does not have any groups assigned to them.
	Fix Page Number on reports – the Page Number was not incrementing.
	Add new option to the NuVuQuery.ini file = NoCustomWarning=[True False]. Default is False, but if a True value is advised, then the internal report designer will not confirm each time a section is made custom or reverted back from custom.
	Fix issue on Group Totals in reports – if a custom rectangle (banding) was placed onto each section, sometimes this banding would not appear on the report.
	Fix the 'starts' end 'ends' functions – were not producing the correct results.
	Change the OLEDB select statements to filter on each table (WHERE clause) instead of at the end –

	so that parents are returned correctly rather than just the composite WHERE clause of before.
--	---










0 new features, 3 enhancements, 3 bug fixes: Total 42 new features, 376 enhancements, 381 bug fixes

### **Version 2.9.0.5 as of 15<sup>th</sup> June 2013**

	Fix Delphi bug when processing command-line parameters that have an empty quoted string in them (eg: -parameters "") – this was causing the subsequent parameters to become corrupted in some cases.
	Fix Row-Level security to not repeat the where clause if elements of it were identical to previous statements. This was causing the Progress Prepare string to bloat and sometimes exceed the maximum allowed – thus crashing the query.


0 new features, 0 enhancements, 2 bug fixes: Total 42 new features, 373 enhancements, 378 bug fixes





### **Version 2.9.0.5 as of 10<sup>th</sup> June 2013**

	Introduce CTRL-SHIFT-ARROWS and CTRL-ARROWS keys on the dashboard to fine-align the dashboard objects.
	The 'FieldChanged', 'PrevRow', 'NextRow' and 'FieldExists' functions were not working with a calculated field.
	Fix the RSS feed issue on the dashboard – RSS feeds were not being shown at all.
	When importing multiple queries – do not prompt for each query unless the query already exists in the repository, or the group/category is invalid.
	Fixed the 'Change Password' and 'Clear Password' functions – due to UniCode, the encrypted password was being saved incorrectly.
	Enhance the row-level security so that if a user does not have any row-level security defined within the database – the query will not run. Before the query would run with unrestricted access.
	Fix the owner drop-down lists in the repository so that the keyboard can be used to select the first item that matches the typed letter.
	Introduce keyboard navigation on most tabs within the repository tool – you can now type a partial table name (for example) to auto position to the first row that matches the typed expression.
	Prevent the SYSADM user from being unticked from being able to edit the repository.

0 new features, 5 enhancements, 4 bug fixes: Total 42 new features, 373 enhancements, 376 bug fixes













### **Version 2.9.0.5 as of 2<sup>nd</sup> May 2013**









	Introduce 'Custom Views' functionality. The ability to only allow designer users to open previously saved custom views. This limits the user to only being able to modify the fields (hide/show), filters, calculated fields – hides the complexity of the database and table joins, and optionally the fields too.
---	---

	Show any hidden fields that are currently viewed with a faint red background in the column header – makes it easier to determine which fields will be shown when the query is actually executed and results are displayed.
	Display a message when the user logs in to the Query Designer if the user is not allocated to any group – and aborts the session.
	Show a more intuitive message when applying for a licence and the current user does not have the ability to email the licence request.
	Fix the issue when the designer has multiple prompts and chooses to ignore them – the trailing bracket was removed, resulting in a database error when the query was executed.

1 new feature, 3 enhancements, 1 bug fix: Total 42 new features, 368 enhancements, 372 bug fixes











### **Version 2.9.0.4 as of 3<sup>rd</sup> April 2013**

	Restore the old Excel background shading logic – as the new logic (which was much faster) cannot be overridden by the user inside Excel. Also the totals were not being set to the correct colour.
	Change the Excel column headings to be output as formula's instead of text, so that any column headings that appear to be numeric to Excel are interpreted as character fields.
	Fix issue with the Runtime query tool when outputting to 'Excel' – the Excel spreadsheet opened and then immediately closed.
	When importing a query, if that query name already exists in the Repository allow the user to overwrite the query. This is useful if a query definition has been changed, but you want to retain the existing history, schedules etc.
	Move the 'silentlookup' function so that it is executed after the normal prompts but before the assignment back to variables, so that you can create other variables from the results of the silentlookup.
	Enhance the prompted variable logic so that you can do a silentlookup to get a default value, and then prompt the user for an overriding value.
	Fix issue with the new 'DataSources' feature – if none were advised, and you had two databases connected to the same schema, the schedules would disappear when choosing the 2 <sup>nd</sup> datasource.
	Handle SQL DATETIME fields correctly when included in a filter (ie: ignore the TIME part).
	Importing SQL data schema attempted to assign blank labels, widths etc if the field description contained newline characters.
	Ability to export and import multiple queries at one time.
	Any further expressions after a UDF expression caused the query to hang up when retrieving records.
	Replace spaces with empty string inside 'Setfont' expression.



















	Change 'SetGroupText' function to allow a grouptext = "T*" which will apply to all total rows.
	Charts – if the shadow of the legend is set to size zero, then hide the complete border, and make the background transparent.
	Charts – enabled auto-wrapping of bottom labels so labels do not disappear.
	Charts – when adding new, ask if you want to copy the existing chart.
	Charts – fix issue when charting 'selected columns' as a percentage.
	Dashboard – provide import/export buttons.
	Repository – provide new utility that will automatically rename current destination paths in all schedules (given the old/new path names).
	Charts – automatically adjust the chart depending on the number of rows of bottom axis labels there are, so the footer text does not get overwritten.

0 new features, 14 enhancements, 6 bug fixes: Total 41 new features, 365 enhancements, 371 bug fixes





### **Version 2.9.0.3 as of 15<sup>th</sup> November 2012**

	Fix 'OldQueryMethod' – was giving a Progress Query error when the query was submitted.
	Ensure custom query settings are immediately reflected in the query without having to save it first.
	New 'SetFont' function that can be used to conditionally change the characteristics of an individual cell at runtime (for example, change the foreground,background colors or style of the font depending on the advised condition).
	The 'datasources' were not being written out to the history table.
	New feature within the dashboard – can now embed PDF documents as dashboard child objects. Only schedules that have been marked with a PDF destination will be allowed to be chosen.
	Enhance the 'New Query Join method' to not include parents if ANY of the independent child tables have not been set to 'show parent if no children'.
	Changed the 'socketserver' process to now bypass processing of any other independent tables if the previous table was not processed and was marked as 'show parents' as false (unticked).
	Removing a table no longer resets the existing join properties between other tables.
	Inserting a non-existent calculated field into the calculated field filter did not produce an error at design-time.
	The Query Designer was asking you to save the query if you had gone into the properties of the query, and made no changes.

✘	After renaming a query in the Query Designer, the original query name still appeared in the MRU list. Changed to remove the original and insert the new name.
✘	If a current query was open in the Query Designer, then you click on 'open query' but then click the CANCEL button, the original query is no longer displayed in the query designer and had to be re-opened.
✘	The calculated field dialog window was allowing a cancel button to be clicked during editing or deleting.
🔗	The internal report writer now allows multiple charts to be placed into the chart section. Also a drop-down menu allows the user to select a chart already created on the main query designer.
🔗	Pass 'setfont' attributes together with the XML data to the report previewer so that individual fields can be conditionally set to different colors and font styles.
✘	The schema report was only reporting on tables included in the query – not the one's optionally selected from the table chooser.
🔗	Change the table chooser so using the 'choose' fill-in field and pressing ENTER will position you on the first selected table according to the advised table mask.
🔗	Provide tooltips on all column header fields, which show additional information about that column without having to invoke the column attributes screen. This includes fieldname, type, format, totals, wrapping, and also shows the full expressions advised for a column.
✘	Hide the 'Import Query' and field attributes window if the query is being run by a runtime user.
✘	Opening a query and running it, then immediately previewing it did not show the chart results, only an empty chart.
🔗	If there is an expression for a column, the column attributes now shows the 'expression' button with a red icon and include the actual expression in the tooltip.
🔗	Do not ask for 'ok to exit without saving' unless any of the chart properties have been changed.
🔗	Ask for confirmation when clicking on the 'Remove Field' button on the column attributes button.
🔗	Enhance the 'field' selection screen, so that the first field moved across is automatically scrolled into view in the other pane. Also the ability now exists to drag the table name across to include all fields within that table.
🔗	Change the 'hide/show' hidden fields button on the query designer so the icons show a red - sign when hidden fields are being shown (ie: click to hide), or a green + button when hidden fields are hidden (ie: click to show).
✘	Average function was always returning zero if there was no IfThen statement inside the function. Same for Max/Min.
✘	Fix range check error on displaying of the grids (very random occurrences).














	The expressions shown when hovering over the column labels or the expression button now show the sanitized table/field names instead of the raw table/field names.
	The Column Re-Order function from within the column attributes now show the label of each field (in brackets) to easier identify the columns to be moved.
	Fix issues with Group Expressions – where one expression was dependant on another, but the other had not yet been calculated. The expressions are now evaluated up to 5 times to resolve these issues.
	Fix issue with group total expressions – which only included 'IncludeWithGroup' – these needed to be copied into the total row BEFORE the group expression calculations were performed.
	Show displayed fields within the expression editor and calculated fields editor sorted by name instead of the order as shown on the report – enables much easier searching.
	Don't show hidden fields on the query filter dialog screen.
	Fix issue with sequence order of tables – if the tables were moved up/down inside the table selection window then it was not reflected the same on the joins, which caused a query error when executing.
	Change the logic that checks for a new version to also include the build date as well as the build number before asking the question of downloading from the server.
	Add new button to the Dashboard, that creates a jpg image of the current dashboard, and also copies the image to the clipboard.
	The 'EXCEL' option was not opening excel after running the query.
	Fix issues when the scheduler runs a query output to an XLS (Excel) – if the timeout was reached, then the dbquery would not quit (remain in memory).
	Fix Toolbar issue – the Show/Hide button sometimes would not be re-enabled.
	Improve the Broker/Server logic. If a dbQuery process is killed manually or via the system, then the server communicates back to the Broker to get the broker to release that server for further processing.
	Fix issue on 64 bit machines – occasionally the licence key was not being updated correctly when registering the licence.
	Kill and restart the Port Forwarding client each time dbQuery is invoked.
	Fix issue with parameters inside the scheduler maintenance screen that contained '=' – only the part up to the '=' was returned.
	Add new 'Utilities' menu on the Repository Tool - and provide a sub-menu item 'Remove Tenant Info' that will allow any existing Tenant Information to be completely removed from the repository.
	Added new function 'SetGroupText' that can be used to set any column in any total to any advised expression.












	Modify the 'SetFont' function to also allow 'underline' to be advised
	Prevent popup menu when not on a total row. Also show the Total Level at the top of the popup.
	Allow the 'Hide when printing' toggle-box to be ticked or unticked irrespective of the 'Hide on Grid' toggle-box is ticked.
	Fix issue with custom report sections where the expression was over more than one line – the lines were being merged into one when the query was reloaded.

2 new features, 23 enhancements, 23 bug fixes: Total 41 new features, 351 enhancement, 365 bug fixes









### **Version 2.9.0.2 as of 28<sup>th</sup> June 2012**



















	Fix 'Chart Against' within charts which showed blank after a group field has been renamed in the schema. Same change also made to the charts within the report writer.
	Fix issue with report writer when no chart had been specified on the query itself.
	Change calculation logic to process IfThen statements without case sensitivity (as per the Progress database rules).
	Force Calculated Field filtering after a merge.
	Add new 'VLookup' function that allows a cell value to be retrieved from a tab-delimited text file during the calculation phase.
	Allow column header and data to have a fontsize of down to 5 points (used to be 8 points)
	Enhancements to Port Forwarding – caters for port forwarding to different servers simultaneously.
	Change the Broker Service to wait 5 seconds after attempting to kill all processes via a 'stop' call to the broker and servers, after which unconditionally kill the relevant processes.
	Replace %port% with actual port number in any passed settings to the broker and server processes – this allows verbose tracing to be done on each port.
	Fix SQL error when row-level security is enabled.
	Provide ability to advise a new section in the NuVuQuery.ini file, called [DataSources] which may contain a list of db_name=datasource_name pairs (very similar to the –datasources runtime parameter, except each db_name=datasource_name is on its own line in the ini file. At runtime, if there are any [DataSources] items, it behaves exactly as if the –datasources parameter was advised.
	Hide all databases that have the same schema name (db_name) as the passed datasources parameter, so that these databases are not able to be selected.
	Remove all carriage returns and line feeds from the supplied Progress query string, so that verbose logging within Progress will display the complete parameter list.



	New ini file setting in the [Overrides] section – 'DeleteIni=[True False]'. If this setting is advised and is set to 'True', then the associated ini file that is passed to the various NuVu executables (RunNuVuQuery.exe, dbQuery.exe, dbDashboard.exe and QueryAdminTool.exe) will be automatically deleted after being processed.
	Fix issue with reports that only have 'show headings' without totals – was only showing the first heading, and not on each level break.
	Was unable to change the font name of a field within a custom section of the internal report writer.
	Remove any queries from the dashboard that do not match the optional 'DataSources' setting.
	Chart values were not able to be cleared once set (chart properties, General tab).
	Hyperlinking between points on a chart and an associated grid object on the dashboard caused an access violation – due to the changes introduced with the recent multiple-chart feature.
	Changes to various parts of NuVu to accommodate European decimal format (fullstop for thousand separator, comma for decimal separator).
	Show standard colors on the foreground and background color chooser boxes inside the internal report writer.
	Add CoInitialize and CoUnitalize calls to the NuVu Broker Service – was hanging up the service on some server machines.

0 new features, 13 enhancements, 9 bug fixes: Total 39 new features, 327 enhancements, 342 bug fixes

### **Version 2.9.0.1 as of 2<sup>nd</sup> April 2012**



	Full Unicode support. Incorporates new compiler (which is 64 bit enabled, but currently the NuVu application is still generated in 32 bits), replaced PDF engine and other components to support Unicode and (future) 64 bit versions.
	Major enhancement to the speed of the calculated fields. The calculated fields now perform around 8 to 20 times faster than before.
	Add the 'OtherSettings' to both the broker as well as the servers spawned from the broker. Important for compatibility for Unicode Progress support.
	Ask the user when saving a dashboard to a new name if the dashboard objects must be saved along with the new dashboard. Previously only a new dashboard container was created – but empty.
	Provide new column on query selection tool that shows the date last modified.
	Refresh chart marks when chart is resized.
	Output errors in licences being exceeded to clipboard during QueryAdminTool processing.
	Apply focus to first field in first row of grid on each tab of repository when in edit/add mode.

	Check for duplicate key on save of each tab of the repository.
	Change row-level security to check fields irrespective of case.
	Fix issue with report being output with grid2/3 sections when they have not been requested – resulted in group headings on new pages for these sections.
	Fix issue with scheduled emails – the 'body' advised on the schedule was being passed through as blank lines.
	Fix issue with parameters – was unable to untick (ignore) any parameters.
	Disable whole query window when executing a query (until it is aborted or completes).
	Fix issue when treeview is dragged to be "invisible" – sometimes the treeview was never able to be shown again.
	Change all references from the old datasource when a datasource is deleted from the repository, and there is at least one other datasource with the same database name.
	When the report wizard is invoked, first check that the rbd_designer.exe is installed in the NuVu folder, and then also ensure that it has a registration key. If neither of these conditions are met, output an appropriate error message and abort the Custom Report Wizard.
	Ensure the advised excel, csv or any destination file can be written to – output an error if it cannot.
	The default character formatting string that was sent to Excel ('@') was being interpreted as a chr(64) in the new Unicode version – which caused the contents to be shown incorrectly for any character field that contained integers.
	Introduce 'SameWeek' function – returns true if the week number of both advised dates is the same.
	Introduce 'SameMonth' function – returns true if the month/year of both advised dates are the same.
	Introduce 'WeekOf' function – returns the week number of the year of the advised date.
	Allow variables (character type) to be formatted as date/time in whatever format you like, based on another date type variable. Therefore allows you to format to month only, month and year etc in any desired format – very useful for column headings.
	Fix issue with column-labels that contain date variables – was showing as 'AsDateTime' instead of the actual formatted date. This formatted date also now assumes the default date format as set up in the repository.
	When date fields were output as parameters for the report, they were always formatted to your regional date format, now they assume the format of the default date format advised within the repository.
	Fix issue with 'AddMonths' function which did not cater for the day-number of the advised date not resolving to a day in subsequent months. For example, if the original day was 31 <sup>st</sup> of the month, and

	AddMonths was applied to it which resulted in a date that was less than the 31 <sup>st</sup> of that month then it would return 0. Now it returns the last day of that month.
	Force re-calculation of any decimal fields that are marked 'not' to total if a sort has resulted in a merge, and then recalculate these columns.
	The MAC address check was only returning a list of NetBios MAC addresses.





1 new feature, 15 enhancements, 10 bug fixes: Total 39 new features, 314 enhancements, 333 bug fixes

### **Version 2.8.0.5 as of 30<sup>th</sup> December 2011**

	Charts that are rendered via the scheduler also output Google Charts formatted HTML that can optionally be used inside the Dashboard to render the charts using the Google Charts API. To enable this feature, advise a new 'UseGoogleCharts=True' setting to the [Overrides] section of your installed nuvuquery.ini file. In addition to this, the HTML charts can be used to embed charts into browser-based apps (like IE, Android phones/tablets, iPhone and iPad and others).
	Adjust dimensions of chart windows, dashboard window and query window if outside the borders of the current desktop. This caters for users with multiple monitors that are not active on every invocation of NuVu.




1 new feature, 1 enhancement, 0 bug fixes: Total 38 new features, 299 enhancements, 322 bug fixes




### **Version 2.8.0.4 as of 18<sup>th</sup> December 2011**

	Allow multiple charts (as many as required) to be added to any one query. Enhance the dashboard to be able to select the relevant chart to show from a list of available charts.
	Set the Processing window to always stay on top of the query window and repository window.
	When exporting directly to excel, the formatting of percentages, thousand-separators, Currency symbols etc are being set appropriately inside the excel spreadsheet.
	Fix issue with queries that do not have any charts associated with them – was crashing the dashboard when that query was attempted to be added to the dashboard.

1 new feature, 2 enhancements, 10 bug fixes: Total 37 new features, 298 enhancements, 323 bug fixes











### **Version 2.8.0.3 as of 30<sup>th</sup> November 2011**

	Added logic to ensure that an Excel instance is not called more than once from a background dbQuery process (for example a query called from the scheduler). The logic also includes additional logging and emailing if an Excel hung process is determined. This change was necessary due to the Excel Automation model that does not support multiple simultaneous occurrences of Excel to be controlled at any one time.
	Fix issue with detail rows of collapsed sections showing in the report.
	Groups marked to include headings at the start of each group did not output these headings if the 'include totals' was unticked for the group.

	Replace Microsoft Date Picker with custom component, so dates can be advised without slashes, or without having to use the cursor keys to move to individual elements of the date.
	Fixed issue with the repository attempting to update a OLEDB schema where the version of the database was ahead of the version of the OLEDB driver – was hanging up the process – now an appropriate message is delivered.
	Fixed issue when exporting to Excel and the 1 <sup>st</sup> column in the query is hidden (and the spreadsheet options had been set to not show the row type), it threw out the column position by 1.


0 new features, 2 enhancements, 4 bug fixes: Total 36 new features, 296 enhancements, 321 bug fixes



### **Version 2.8.0.2 as of 15<sup>th</sup> November 2011**

	Fix issue when attempting to connect more than a single PROGRESS database – was complaining that only a single OLEDB database could be selected.
	Introduce table relationships – that show all tables that are allowed to be joined to any other table (based on the defined indexes). There is a new tab on the Repository tool for this function. Also the query designer now has a 'relationships' button on the table select to show and optionally select additional tables that are joined to the tables already selected. The schema report has been enhanced to show (optionally) the relationships for each selected table in the schema report.
	Fix report writer issue with the parameters section – fieldname list was empty.
	Validate that a field is selected when dropping fields onto the internal report writer canvas.
	When selecting 'labels' to drop onto the internal report writer canvas, the mode remained in 'label' mode after the label was created – now it reverts back to normal 'pointer' mode.
	If the query is set to always show collapsed, then include the section 1 headings on their own so that the headings appear on each page of the printed report.
	Group Headings were not being shown on the report when the report was shown 'collapsed'.
	Fix issue with running totals resetting back to first item in a group, even when the group was not selected for the query.
	Validate that any image inserted into the internal report writer is loaded from the 'docs' folder as setup in the nuvuquery.ini file.
	Fix issue with custom report sections being reset back to default after a preview and non-save inside the internal report designer.

1 new feature, 1 enhancement, 8 bug fixes: Total 36 new features, 294 enhancements, 317 bug fixes




### **Version 2.8.0.1 as of 20<sup>th</sup> October 2011**

	Introduce the ability for the NuVu Query Suite to interrogate OLEDB databases (Eg: SQL Server, Oracle, Firebird, MySQL, Postgres, DB2, MsAccess etc).
---	---

	Allow treeview to 'auto-expand' to first level on the tree as well as any other level.
	Issue with prompted list items – the second time (and onwards) that a query is run, the first list item disappears from the list.





1 new feature, 1 enhancement, 1 bug fix: Total 35 new features, 293 enhancements, 309 bug fixes

### **Version 2.7.1.5 as of 11<sup>th</sup> September 2011**

	Fixed random issue with the schedule server stopping at irregular intervals, due to a premature end to the tcp-ip traffic being determined. This also accounts for the issue within the designer that occasionally displayed 'invalid field' error messages.
	OEM conversion was not converting the icons on the Prompts and Calculated Fields forms.
	Row-level security was inserting a field that was not available for a table.





0 new features, 0 enhancements, 3 bug fixes: Total 34 new features, 292 enhancements, 308 bug fixes




### **Version 2.7.1.4 as of 19<sup>th</sup> August 2011**

	Provide new 'percentage' formats for charts when using the 'value' field – to show a value with a percentage sign for manually calculated percentage columns. Also provide Currency formats.
	Change the dashboard to now show child objects without the windows borders. Flexible mechanisms have been introduced to advise title font, style, gradient color and size.
	New Dashboard child property that can be used to render the background of any chart in the same colour as the background of the dashboard container.
	Fixed issue with legend colours of a bar chart that has been set to 'gradient rectangle' all showing the same colour in the legend.

1 new feature, 2 enhancements, 1 bug fix: Total 34 new features, 292 enhancements, 305 bug fixes







### **Version 2.7.1.3 as of 8<sup>th</sup> August 2011**

	Change the calculated field validation to be case sensitive when checking for variables, calculated fields and database fields.
	Invalid credentials passed from scheduler to the Query tool when the schedule is being run under a nominated user (scheduleuser for the Tenant).
	Optionally now either prepend the row-level security to the query, or add the security clauses inline. The default is 'Inline'. There is a new setting in the .ini file to control this behaviour (PrependSecurityRule).
	If columns were moved around inside the designer – the output to CSV and Excel sometimes did not format the column correctly (for example a date would display as YYYYMMDD instead of the required date format).

	When refreshing the repository from the underlying database – the 'views' were not being refreshed for any fields that had been added, modified or deleted from the associated database table.
	When updating a schedule, ensure any prompted dates with calculations are shown as such in the parameter editor.
	Change the scheduler to output blank parameters instead of ignoring them.






0 new features, 1 enhancement, 6 bug fixes: Total 33 new features, 290 enhancements, 304 bug fixes




### **Version 2.7.1.2 as of 21<sup>st</sup> July 2011**

	Reports from the dashboard did not include the advised filter information.
	Dashboard objects (grids) did not use the default colors, fonts etc.
	Dashboard reports did not use the default colors, fonts etc.
	Dashboard reports had an incorrect calculated row height.
	Change the charting function (various places) so that the labels and value items are stored as actual database fields (not sanitized). When this version is applied, a global fix will be applied against all current chart attributes.
	Now allow the database schema-holder to be modified inside the Repository tool. If this is done, then all schema is updated to reflect the changes, as well as all references inside any query objects.

0 new features, 1 enhancement, 5 bug fixes: Total 33 new features, 289 enhancements, 298 bug fixes













### **Version 2.7.1.1 as of 10<sup>th</sup> July 2011**

	Default the 'Edit Queries', 'Edit Templates' and 'Only Templates' options to unticked when adding a new user to the repository. Same applies to the QueryAdminTool.exe API.
	Automatically include NuVuQueryLib.exe when doing a NetSetup – as it is required for all client queries.
	Big improvements to the 'Field Rename' feature available in the Repository. Renames are now based on sanitized fields (instead of original database fields). There is now a new tab to rename fields based on looking for the first advised character in the fieldname (useful for renaming database fields that are identical except for a prefix – like cpm-debtor and cpt-debtor). Also there is a button to undo all changes to the sanitized fieldnames.
	Allow import and export of schema information from the dbRepository tool to be either .df format (proprietary) or else tab-delimited format. This allows careful change to the schema inside Excel (for example). As always, it is highly recommended that a database backup of your NuVu Repository is made before attempting any import functions.
	When importing a query and the data schema holder was different, was not renaming the chart portion (or custom reports portion) of the imported data.

	Add new 'updgroup' api function to the QueryAdminTool (run QueryAdminTool.exe without any parameters to get the correct syntax for the tool).
	Fix issue within the QueryAdminTool api where the associated groups were being unlinked from the user on modify.
	Output additional information regarding adding/changing Groups/Tenants when running the QueryAdminTool.





0 new features, 5 enhancements, 3 bug fixes: Total 33 new features, 288 enhancements, 293 bug fixes

### **Version 2.7.1.0 as of 26<sup>th</sup> June 2011**

	<p>Multi-Tenant Support (on top of existing row-level security).</p> <ul style="list-style-type: none"> <li>• New Repository Schema to support Multi-Tenant.</li> <li>• Repository Tool – new Tenants Tab</li> <li>• Repository Tool – changes to User Tab – include TenantID and ScheduleUser</li> <li>• Query Designer – Scheduler option includes TenantID</li> <li>• Query Designer – Schedule Export includes TenantID</li> <li>• Query Designer – History Tab to show TenantID</li> <li>• Dashboard – only include queries linked to the current TenantID</li> <li>• Scheduler – Run queries as a nominated user</li> <li>• Scheduler – update TenantID onto history record when query is executed</li> <li>• Various changes to security regarding original 'SCHEDULE' user</li> </ul>
	Fix minor issues with charting: coloreachpoint and series colors were sometimes not being saved depending on the chart type.
	Allow labels for pie charts to be selected from all fields (not just numeric one's)
	Drill-down to child dashboard was not functional
	Improve the performance between client and repository server
	Set chart marks line to black instead of white
	Set chart marks to a slightly rounded border
	Provide new "Selected Columns" method inside the charting – allows you to chart advised columns (using the computed totals of the columns)
	Allow the chart marks to be moved manually at runtime
	Force the chart marks to wrap
	Only send 2 <sup>nd</sup> /3 <sup>rd</sup> result sets to the NQR file if requested – improves performance when loading the dashboard objects.
	Change the "percentage" and "percentage of total" mark types to handle negative values correctly










✘	Fix issues with 'new query method' – in relation to row-level security and other issues with independant tables.
🔗	Allow the schema report to optionally include the field definitions. Also output the field headings only when the fields are to be included.
✘	Add row-level security logic to the 'lookup' and 'silentlookup' functions.
✘	Fix issue with socket server not checking the connected databases when the UDF function is attempted – was reporting that the database(s) were not connected when in fact they were.
✘	Fix issue with 'custom' reports not bringing in the header or total sections.
🔗	<p>New 'knob gauge' chart component – and other enhancements to the charting including:</p> <ol style="list-style-type: none"> <li>1. Uses the .Net framework to render the charts using GDI+ canvas - MUCH better look to them. (defaults back to normal canvas if this cannot be achieved).</li> <li>2. Dials can be circular or oval.</li> <li>3. Pies can be transparent.</li> <li>4. Largest slice of pie stands out.</li> <li>5. 3D Pie's have a nice bevel on the edges, and have a lighting over them.</li> <li>6. Bars can now have the marks inside the bar.</li> <li>7. New 'Knob Gauge' - like an oven gauge.</li> <li>8. All gauges can now have any starting and ending value and increment (before it was always a percentage of one column to another).</li> <li>9. Labels on gauges can be rotated or horizontal.</li> <li>10. Bars/Pies/Line charts can now select column totals (as many as you wish) instead of row-totals.</li> <li>11. Marks have a nice rounded edge to them.</li> <li>12. Marks can be moved around with the mouse at run-time.</li> <li>13. Fonts on dials can now be customised (color, style, size, fontname etc).</li> <li>14. Red/Green areas on chart can be optionally hidden.</li> </ol>
🔗	Show (F3 to drill) on all child objects that allow drill-down to subsequent dashboards
🔗	Reset running totals at start of new group.
✘	Issues with advising min/max/increment on charting (gauges) – changed logic to only apply changes to the chart on leave of the field instead of on change of the field.
✘	Fixed issue with sorting on grid – if initial calculations were not able to be resolved, then perform calculations again and resort if based on calculated fields
✘	Fixed Dashboard crash when the NQR results file could not be initially loaded.
✘	Fixed issue with marks on chart when showing as a percentage, and the total was zero, was crashing with 'incompatible format'.
🔗	Add new bar styles: 'Cone' and 'Rounded Rectangle'. The 'Rounded Rectangle' style is only effective if the bar is set to 2 dimensional (ie: untick the 3D option).
🔗	Change the Dashboard title to be 'transparent' so that the background color assumes the same color as the header color.
✘	Allow a pixel value of up to 9999 on the 'Title Left' option on the dashboard – now allows the title to

	be placed anywhere on any resolution screen.
	Show the 'Rotate Pie' toolbar button on the dashboard if the child object is a Pie chart.
	Fixed issue when attempting to save a new query with the same name as an existing query – was crashing when attempting to move focus to the field in error.
	Scheduled parameters that had functions to determine dates (for example "som(today)") were being evaluated when the schedule was defined. Now the calculation remains and will be evaluated at runtime. This also allows multiple schedules to be created from the same query that can show (for example) monthly figures, year to date, last year to date etc).
	Show the user account name under which the scheduler is running. Also warn on install that the NuVu Query Service should be set up to run under a nominated user (not LOCAL SYSTEM ACCOUNT)


1 new feature, 14 enhancements, 16 bug fixes: Total 33 new features, 283 enhancements, 290 bug fixes

### **Version 2.7.0.11 as of 31<sup>st</sup> March 2011**

	Fix issue when exporting to Excel directly when more than 1 grid was chosen – was repeating the 'Type' column for each section.
	Fix issue with column labels that contain a variable instead of a literal – the variable value was not been inserted into the column label after running the query.
	When exporting into NQR format (for dashboards etc) – sometimes the export would crash with "list index of out bounds" due to an invalid subscript when trying to access information from the third grid.
	After the normal installation process, now optionally invoke the 'ConfigureNuVuIni' tool that will alter the standard nuvuquery.ini file that is supplied with the install based on the user input of additional information.
	If unable to write a message to any logfile, log the message in the Windows Application Event Log.
	Replace WinExec commands with WinExec32NoWait commands – 64 bit windows does not recognise the WinExec command according to Microsoft documentation.
	When changing a schedule's date or time, the system asked if you wanted to clear the 'Last Submitted Date' and although the field cleared on the screen, when the schedule was re-invoked the date last submitted was back to its previous value.












0 new features, 3 enhancements, 4 bug fixes: Total 32 new features, 269 enhancements, 274 bug fixes

### **Version 2.7.0.10 as of 27<sup>th</sup> February 2011**

	Replace old method of passing –password to all NuVu executables (from external applications and within the various NuVu Query tools). New mechanism provides a certificate to be created which is verified before allowing automatic login.
---	---







0 new features, 1 enhancement, 0 bug fixes: Total 32 new features, 266 enhancements, 270 bug fixes








### **Version 2.7.0.9 as of 22<sup>th</sup> February 2011**

	Prompted and Lookup fields were not retaining the value of the previously advised parameter values when the query was next executed in the current session.
	Ensure the toolbar is disabled in between clicks of a pertinent toolbar buttons. Was causing multiple appserver calls to be sent when the user (for example) clicked the save button twice in quick succession.
	The "new query method" was not returning any rows when the query contained a UDF function.
	Attempt to kill off all running NuVu Processes during a re-install – prevents the message at the ending requesting a reboot if there were processes that could not be replaced.
	Changes to Port Forwarding to allow different machines to act as port forwarding servers.
	Retrieve dashboard object results from AppServer instead of getting from saved filename – as this will not work across a private network.
	NuVu Scheduler crashes when a schedule is created for a monthly schedule where the day = '30'. Changed to check if the advised day is beyond the number of the days in the month.
	Double-click to expand current section does not expand any sub-groups.
	Fix date variables passed to UDF functions – was formatting it to 'AsDateTime' instead of YYYYMMDD
	Calculated fields based on other calculated fields were crashing the query designer.
	4 <sup>th</sup> Chart series information was not being saved.

0 new features, 0 enhancements, 11 bug fixes: Total 32 new features, 265 enhancements, 270 bug fixes



### **Version 2.7.0.8 as of 9<sup>th</sup> January 2011**

	Fix issue with calculations that use other calculated UDF functions – was causing NuVu to report a recursion error.
	Fix issue with deleting calculated fields – was checking references against the original calculated fields when deleting – should have been checking against current list of calculated fields.
	Fix issue with section heights being set below the minimum height to show the downfields sections.
	Fix issue with writing xlsx, xls and xls excel spreadsheets – the format is now passed to Excel so that when the spreadsheet is opened there are no warning messages. Please refer to the document on the NuVu website for properly configuring your system regarding running schedules that output Excel spreadsheets in order for this feature to function correctly.
	Fix actual table name being output for a view (was using the alias instead of the table name) during the initial creation of the query only.
	The "old" query method was not returning array values.

	Improve speed of calculating correct joins for the tables in a query. Now only performs two network calls to retrieve the information, instead of multiple network calls for each table in the join.
	Disable the main toolbar directly after a function is clicked (select fields for example) and re-enable when that function has completed. Prevents multiple simultaneous processing (and errors) that was happening if the user pressed the buttons twice in quick succession.
	The SocketServer programs had been compiled without the ability to abort the retrieving of records if the 'old query method' was used.
	Fix issue with positioning of objects in a 'custom' section.
	Fix issue with the 'number of decimal places' not being saved for any particular query – was always reverting back to the number of decimal places specified on the database field itself.
	Trap assertion errors when evaluating an expression inside the calculated fields – now shows an error message instead of crashing the program.
	Fix issue when columns are moved when the data is already displayed – the formats of the columns were not being adjusted.






0 new features, 0 enhancements, 13 bug fixes: Total 32 new features, 265 enhancements, 259 bug fixes


### **Version 2.7.0.7 as of 10<sup>th</sup> November 2010**

	Provide a mechanism to set the total row background color on any total row for a query. This is achieved via the right-clicking of a total row and selecting the 'Set Background Color' menu item from the popup menu. This setting will be saved with the query, and also reflects when the results are exported to Excel.
	The debugging logic that was inserted into the 'RunNuVuQuery.exe' was causing an access violation when this tool was run.

0 new features, 1 enhancement, 1 bug fix: Total 32 new features, 265 enhancements, 246 bug fixes


### **Version 2.7.0.6 as of 7<sup>th</sup> November 2010**

	Issue with custom rectangles being drawn on top of objects instead of behind the objects. Only applies to report sections that have NOT been marked as a 'custom section'.
	When choosing the 'Excel' or 'Preview Report' options from the NuVu RunTime tool – the Excel spreadsheet or NuVu Report Previewer was not being shown.
	When choosing the 'Save As' tool button and saving the query to a new name, that query was not shown in the MRU (Most Recently Used) list until you restarted the Query tool.
	Setting NumBrokers=0 inside the dbRepository 'broker settings' was resetting to default values the next time the 'broker settings' was invoked.
	Calls to the 'SqlSelect' and 'SqlExec' statements from the client to the repository server were returning an extra 'END' statement – which was causing results not to be returned when accessing queries from remote machines.

	Group Totals on the dashboard objects were not showing when an intermediary group had been excluded on a query.
---	---







0 new features, 0 enhancements, 6 bug fixes: Total 32 new features, 264 enhancements, 245 bug fixes

### **Version 2.7.0.5 as of 29<sup>th</sup> October 2010**

	Fix issue with totalled fields that occasionally showed in scientific notation (eg: E+5).
---	---





0 new features, 0 enhancements, 1 bug fix: Total 32 new features, 264 enhancements, 239 bug fixes

### **Version 2.7.0.4 as of 26<sup>th</sup> October 2010**

	The 'Body' of emails and fax cover pages was being blanked out after being saved within any Schedule definition.
	The 'Trailing Spaces' of the report sections were increasing each time a query was saved – this bug was introduced in 2.7.0.1.
	The default report writer sections were having the objects duplicated onto the canvas, giving an impression that the objects were "fuzzy" when outputting to the report.
	Allow the 'NumBrokers' to be set to zero inside the 'Broker Options' tab on the NuVu Repository tool. This has the effect of not starting any brokers within the NuVu Broker Service and is the recommended setting if the Broker is to be installed on a Linux/Unix server.
	The 'start date/time' in the history was not calculating the start time correctly and causing the calculated 'duration' of the query to be incorrect.
	Change all fonts inside all NuVu components from 'MS Sans Serif' to 'Tahoma'. This fixes the issue in Windows 7 where the 'MS Sans Serif' on some installations has a minimum size of 10 (instead of the expected 8) and causes windows to wrap.





0 new features, 2 enhancements, 4 bug fixes: Total 32 new features, 264 enhancements, 238 bug fixes

### **Version 2.7.0.3 as of 12<sup>th</sup> October 2010**

	Further enhancements to the 'Query Templates' logic – prevent users having the 'template only' permission from being able to select Databases or Tables, or changing the Join settings.
	Enhanced socket mechanism introduced for the Repository tool, Query tool and Broker Service – reduces CPU substantially and improves performance.
	Cater for scheduler creating Excel spreadsheets with either .xls, .xlsx or .xlsm extensions.
	When creating multiple schedules for the same query and some parameters had the 'ignore' set to true, this affected the values assigned to the other schedules, effectively ignoring these too.











0 new features, 3 enhancements, 1 bug fix: Total 32 new features, 262 enhancements, 234 bug fixes

### **Version 2.7.0.2 as of 1<sup>st</sup> October 2010**

	Introduce 'Query Templates'. These are normal queries that are marked as being a 'template query'. Designer users now have the ability to be granted rights to edit/create 'Query Templates' (default is to not allow this permission). This feature makes it much easier for a non super-user that is using the designer product to choose from a list of 'template queries' as a starting point for their own query. All database,tables,joins,calculated fields etc are loaded into a new query where further modifications can be made and saved to a new query name.
	Introduce checking for locale information (ShortDateFormat etc) into all NuVu executables – this overcomes a Windows 7 64 bit bug that sometimes returns the incorrect locale information.
	Improved searching within Users, Tables, Queries within the Repository Tool (supports incremental searching within the treeviews, and implements the search box for the Queries on the Templates and Categories tab
	Implement 'login barred' for any user – prevents a user that has been set to 'barred' (within the NuVu Repository Tool) from being able to login to any of the NuVu Query executables.










1 new feature, 3 enhancements, 0 bug fixes: Total 32 new features, 259 enhancements, 233 bug fixes

### **Version 2.6.0.1 as of 15<sup>th</sup> August 2010**

	Allow the NuVu Query to call user defined functions when executing the queries against the database. There are a few sample functions that can be called, but the udf.p Progress procedure is there for you to modify and compile to suite your needs. A separate white paper is available on the NuVu website to get more information on how to use this function.
	Provide an option to export the XML data in a format that can be used to produce gummed labels. A new option exists on the 'Query Properties -> Options' setting – see the Miscellaneous Tab for options in this regard.
	Enhance the selection of databases/tables/fields to position automatically to the first selected item when using the 'choose' box at the top of the Available or Selected areas.
	Fix blended selection colours on the main grid – was sometimes making the selected row on citrix or low-connection remote desktop settings impossible to see.
	Changed running totals to reset at the start of a new parent (in Grid 2 and Grid 3)
	Hide queries from the welcome and reopen screens that are in the MRU list but are not valid for the currently connected repository
	The Scheduled jobs were not passing the ini file that was used to run the scheduler through to the NuVu Query process – caused issues when multiple schedulers were being deployed.
	The Scheduled jobs now passes the scheduler instance through to the NuVu Query that is run so that the correct logfile is updated with the results.
	Replaced the Excel 'SaveAs' call to a 'SaveCopyAs' call to overcome Excel raising a silent exception when attempting to save the spreadsheet when running silently from the scheduler.
	Enhancements to the report generation functions to show spacing more accurately.






1 new feature, 6 enhancements, 3 bug fixes: Total 31 new features, 256 enhancements, 233 bug fixes



### **Version 2.5.0.2 as of 28<sup>th</sup> July 2010**

	Fix issue with Running totals – was accumulating into the wrong column.
	Fix issue with exporting data – if there was no grouping on the first grid NuVu would crash with an access violation because it was trying to access data from a non-existent object.
	Remove writing of data to clipboard which was causing NuVu Query to crash under certain circumstances.
	Fix formatting of character columns that contain all numeric characters – when outputting directly to Excel the contents was being formatted and shown in scientific notation – now outputs as a character formula to show the cell correctly.
	When choosing to show results in a separate grid, automatically change the default font characteristics of the columns that are being moved to the new grid.
	Fix memory-leak in 'GetDisplayedFields' – was causing eventual 'out of memory' errors.
	Introduce new function 'ToExcelAsFunction' – used when you have character columns that contain all numerics and you wish to retain the field as text when outputting to Excel.
	Fix issue when fields from lower grids are requested to be shown on parent grids – field was being shown as blank.
	Validate filters to ensure that any database filter does not contain calculated fields, and also all the database fields referenced in the database filter are only for the currently selected table.

0 new features, 3 enhancements, 6 bug fixes: Total 30 new features, 250 enhancements, 230 bug fixes





### **Version 2.5.0.1 as of 4<sup>th</sup> July 2010**

	After months of development effort, Charting has been expanded to allow up to 4 series for each chart, as well as the introduction of a 'Line' chart type.
	Install a custom version of the Firebird database – starts a 'NuVu' instance which does not interfere with other Firebird installations on the server.
	Introduce the 'netsetup.exe' remote client installation feature. This allows clients to automatically install the NuVu Query components via a single invocation of the 'netsetup.exe' that is residing on the server. Also the NuVu Query suite has been amended so that when a client attempts to connect to the server and the version of the client does not match the server, the client will be given the opportunity to automatically update the NuVu Query files on their machine from the server. A sample (documented) nuvusetup.ini is now made available with the server install. This ini file must be modified to suit each server installation.
	New color schemes for charts – giving a more pleasing result to the charting.
	Ability to have custom settings for colors and Excel output for each query. Includes the ability for individual queries to be set to run via the original hierarchical join mechanism or the new individual join mechanism.

	Change the 'update schema' mechanism to handle views that were created in different repositories, and prevent the SQL crash when attempting to use the same view name but with a totally different actual view.
	Fix issue with Running totals – was accumulating into the wrong column.









2 new features, 3 enhancements, 2 bug fixes: Total 30 new features, 247 enhancements, 225 bug fixes

### **Version 2.4.0.9 as of 30<sup>th</sup> May 2010**

	Allow F3 to be pressed from a child object on the dashboard in order to invoke the drill-down dashboard (if available).
	Fix issue with sorting on calculated fields – in some instances (when calculations were based on other calculations that had dependencies) the sort was happening before the calculated field had been populated.
	Fix issue with Grouping and Collapsing on the 2 <sup>nd</sup> grid when shown in the dashboard.
	Show more information on the processing dialog window during sort, filter, calculations etc.

0 new features, 2 enhancements, 2 bug fixes: Total 28 new features, 244 enhancements, 223 bug fixes




### **Version 2.4.0.8 as of 16<sup>th</sup> May 2010**

	Add functionality to the NuVu Query Service to optionally start and stop multiple Repository and Scheduler servers.
	Change NuVuRepositoryServer to accept an ini filename on the command line, and interrogate that ini filename for the settings for the Repository Server. Also output separate logfiles that contain the port number that the Repository Server is listening on.
	Change NuVuScheduleServer to accept an ini filename on the command line, and interrogate that ini filename for the settings for the Scheduler Server. Also output separate logfiles that contain the scheduler instance number (1,2,3 etc).
	Add functionality to the NuVu Broker Service to optionally start and stop multiple NuVu Broker/Servers.
	Fix the charts – the position and size of the chart was not being retained when loading and running a query.
	The Calculated Fields dialog was showing all fields from the selected tables under a single table name, rather than splitting them into the fields per selected table. Also 'non-visible' fields (as specified in the Repository) were showing.
	The 'Percentage' format of the charts was not being remembered after the query was saved.
	Fix issue with the 3 <sup>rd</sup> grid showing black within the dashboard.

0 new features, 4 enhancements, 3 bug fixes: Total 28 new features, 242 enhancements, 221 bug fixes










### **Version 2.4.0.7 as of 31<sup>st</sup> March 2010**

	Prevent the Progress database engine from stopping the NuVu Server if a database connection cannot be made – an appropriate error message is returned to the client in this situation.
	New dashboard child attributes that allow the 2 <sup>nd</sup> and 3 <sup>rd</sup> grids to be suppressed for a child object.
	Fix issue when checking for a blank date – was returning null inside an IfThen and not evaluating the expression. To check if a date is blank, compare it to zero. For example: IfThen(`MyDate` = 0, 'Empty', 'Valid')



0 new features, 1 enhancement, 2 bug fixes: Total 28 new features, 238 enhancements, 217 bug fixes









### **Version 2.4.0.6 as of 9<sup>th</sup> March 2010**

	New feature – sub-dashboards – allowing objects on one dashboard to call a completely new dashboard.
	Complete rewrite of the socket server engine. This now allows for independent joins to be processed (ie: joins that are not joined to the previous table, and are processed independently to achieve multiple datasets from different tables all in a single grid). The previous method of query retrieval is still supported and is the default, but can be overridden by advising a 'OldQueryMethod=False' in the overrides section of the nuvuquery.ini file. There is also a menu item under the 'Help' menu that can toggle this setting on and off for testing purposes.
	Change the NuVu Scheduler so that any schedule that has been run on a given day, but BEFORE the current scheduled time will now fire off the schedule again when the scheduled time is reached.
	Fix issue with queries that are marked as 'Collapse All' – when output to Excel from the scheduler it was including hidden rows.
	Fix issue with advising manual joins – the dbQuery tool was crashing if the field objects were not being located during a manual join.
	Add functionality to automatically convert different datatypes during manual joins. Also if a manual join is advised, the original join fields are converted to manual joins to save the user having to re-advise them again.
	Fix issue with CAN-FIND within a table lookup – was passing an invalid query statement to the Progress engine.

2 new features, 2 enhancements, 3 bug fixes: Total 28 new features, 237 enhancements, 215 bug fixes








### **Version 2.4.0.5 as of 10<sup>th</sup> February 2010**









	Change all calls to 'GetUniqueFile' to 'GetTempFile' – which uses the standard Windows API to create unique temporary files during processing. This avoids the possibility of a duplicate filename during batch processing of multiple jobs (eg: via the scheduler).
	Add checking for invalid data contents when loading queries (eg: null values).

	Provide the ability to only include Add checking for invalid data contents when loading queries (eg: null values).
	Fix issue with running totals / percentage of totals in 2 <sup>nd</sup> and 3 <sup>rd</sup> grids not calculating properly (not being reset back to zero at the start of each sub-group).
	Now provides the ability to produce 'top x' type queries – ie: after performing all selection criteria, only show the top 10 of the results, as per the sorted rows. This is achieved by creating a single calculated field (eg: Count) as an integer field with a value of 1, then adding another calculated field (eg: Running) which is a running total of the 'Count' field, then advising on the filter screen against the calculated field of 'Running': '[Running] < 11' – this will only show the top 10 items.
	Fix the Join dialog window – was showing all indexes for all tables instead of just the selected join table.
	Show the components of an index as a tooltip when selected on the join or filter dialog windows.
	Fix issue when adding a new table to a query and moving it before any other table – the joins did not reflect the new table.
	Automatically select all tables in current query when previewing the schema.
	Fix issue with 'ShowAllData' call to excel – seems to throw a silent exception that is unable to be trapped by NuVu when the dbQuery is run from a service.

0 new features, 6 enhancements, 4 bug fixes: Total 26 new features, 235 enhancements, 212 bug fixes



### **Version 2.4.0.4 as of 2<sup>nd</sup> February 2010**

	Fix issue with TreeView grouping – if the details did not have total rows, then the TreeView pointers were no updated correctly – causing a crash when exporting just the selected group to Excel.
	Now provide options on each query to load a defined Excel spreadsheet into memory before loading the results into the first sheet. Also provide an optional Excel Macro to invoke after the results are loaded into the spreadsheet. This feature now opens up a magnitude of new options that are available from the Excel environment, including Pivot-Tables, multi-series charts, Pivot-Charts and any other features of the Excel product.
	Last remaining tool (QueryAdminTool.exe) has now been converted to thin-client.
	Now storing away the width of the group tree sections on the main and second grid (per query) so that these are reset to the stored values when the query is run.
	New options from the 'Query Properties' window – to assign Output Options and Excel Options and set these to 'use automatically next time' – so that no longer will the user be prompted for these options when running queries (unless the 'use automatically' is then unticked).
	Include 'Active' and 'LastRun' columns when outputting the Scheduler details to CSV.
	On import of queries – if there are any tables/fields that are in the import but are not inside the repository, then an error is produced and the import is aborted.

	On import of queries – if the database and/or datasource names are not inside the repository, allow the user to advise alternative values for these.
	Change the output to Excel options on the 'Settings' window of the NuVu Query window – if the Column Header Row is set to a value less than or equal to the Heading Row or Date/Time row then there will be no Heading or Date/Time rows output to the spreadsheet. This is useful for automatic sorting of the data inside Excel.
	Automatically select the column headers and data when outputting to excel – so that the data can be immediately sorted, or the selected range used in a Macro.
	Fix issue with column-header colors – if the last column was set to a different color it changed colors of other columns.
	Fix issue with Schema preview – was not showing each index name, only the first for each table.
	Yield to the operating system when the query has been submitted to the server and is awaiting response back from the server – this was causing an unduly high CPU usage during the waiting process.
	When asking for a Schema preview – if there is a query with a defined database, then default the Schema database to the first database defined in the query.
	Automatically adjust the position of a query window (and ViewLog window) to bring it into view if the value was outside the current dimensions of the desktop – this caters for a query being saved on multiple monitors and then loaded onto a single monitor.


1 new feature, 10 enhancements, 4 bug fixes: Total 26 new features, 229 enhancements, 208 bug fixes

### **Version 2.4.0.3 as of 21<sup>st</sup> January 2010**

	Fix issue inside the Repository Server that sometimes caused an initial login from a client not to happen – causing the client executable (dbQuery etc) to go into limbo, waiting for a reply from the server.
	Inserted more checking inside the dbQuery.exe when running jobs silently (for example from the Scheduler) – now a check is first made before creating any files (Excel, CSV, NQR etc) that the file can be written to before attempting it.


0 new features, 1 enhancement, 1 bug fix: Total 25 new features, 219 enhancements, 204 bug fixes











### **Version 2.4.0.2 as of 16<sup>th</sup> January 2010**

	Change the logging to the NuVuRepositoryServer.log – to show the local client port in each request, so that it is easier to match up the logging of an individual client request.
---	---

0 new features, 1 enhancement, 0 bug fixes: Total 25 new features, 218 enhancements, 203 bug fixes

### **Version 2.4.0.1 as of 14<sup>th</sup> January 2010**

	The complete query suite has been reworked to cater for a thin-client implementation. This eight
---	--

	<p>month development improves performance on a wide-area network by a factor of 100 times or more. There is now a separate client and server install as well. Please refer to the installation notes when installing the server product, as there are a few changes that need to be taken into account.</p> <p>Many thanks to all those that contributed to this major release. In particular:</p> <p>Mark White – Bowens Chris Johnson – Sterland Andrew Pritchard – Sterland Jacques Hugo – Nicor</p>
	<p>A new standalone log viewer is now available as part of the server install. The 'ViewLog.exe' tool accepts a single parameter and will view the contents of any log file (or any text file for that matter), and refresh the viewer if the contents of the file changes. The settings for each logfile (or textfile) are remembered for the next time the utility is invoked.</p>
	<p>The new default for previewing reports is now the associated PDF viewer (eg: Adobe acrobat). There is a nuvuquery.ini setting to control this though. The key is 'PreviewWith' in the 'Overrides' section of the ini file. The options are: PreviewWith=pdf or PreviewWith=nuvu. The only advantage in using the built-in NuVu Previewer is the ability to fax a report from the previewer, and the 'blasting' function that is available within that tool.</p>
	<p>The NuVu Query Service now automatically purges logfiles (the files with an extension of .log that reside in the 'log' folder under the nuvu install folder). The default is to keep 7 backups in the 'backup' folder under the 'log' folder, but there is a new 'BackupLogs' key in the [Overrides] section of the nuvuquery.ini file that can change this to any number of backups (including zero).</p>
	<p>The wizard screens (select database, tables, fields, sort, groups etc) have been standardised to a uniform size. The Next/Previous/Finish/Cancel buttons are all in exactly the same place, making the wizard easier to drive.</p>
	<p>Implemented CPU throttling technology for the NuVu Query Scheduler – will monitor the available CPU and not launch another dbQuery process until the CPU has dropped below the values that are passed in from the nuvuquery.ini file. These items are:</p> <p>MaxCPU – a value between 20 and 90, indicating the percentage CPU. If the actual CPU usage is above this percentage, then the scheduler will wait until the CPU usage drops below this value. The default value in absence of this value in the ini file is 50.</p> <p>CpuDelay – a value &gt;= 200 that denotes the number of milliseconds (1000=1 second) that the process will pause before checking the CPU usage again. The default that value in absence of this value in the ini file is 1000 (1 second).</p>
	<p>The NuVu Dashboard can now be "locked" from update – useful for end-users who may change the pre-defined layout – these changes will not be saved when the dashboard is closed, if the lock option has been applied.</p>
	<p>Fix issue with 2nd/3rd grids highlight colour – an alpha-blend is now used so that the underlying text on the highlighted row is always visible.</p>
	<p>Column attributes now remember colour settings correctly.</p>
	<p>Queries were not printing to any printers that had forward slashes in the printer name.</p>
	<p>Ability to open 2 designers at the same time on the same desktop (without affecting user licensing). This enhancement has been much anticipated – to allow users to examine (and copy/paste) things</p>

	from an existing query into a new query.
	Automatically (optionally) start the nuvu repository server and/or the scheduler server from the query service. Before this version, the scheduler server had to be started from a Windows Scheduled Task – and this was troublesome because of the timing of other services (like the Firebird database that NuVu uses to store the repository information). There is also an option that can be specified in the nuvuquery.ini file to delay the starting of these servers, if there is an issue with waiting for the system to be booted up completely before the start.
	Fix issues with the scheduler updating the information for multiple schedules incorrectly (in particular the parameters, and schedule information).
	Added new column to the Query Chooser – shows the number of schedules that are associated with the query.
	Added new 'Scheduler Export' function to the report menu – this outputs all scheduled queries to a CSV file of your choice.
	The NuVu Query Designer can now be opened twice in the same session on the same machine using the same login. This allows you to view one report and cut/paste things from one report to another.

2 new features, 11 enhancement, 4 bug fixes: Total 25 new features, 217 enhancements, 203 bug fixes

### **Version 2.3.0.10 as of 29<sup>th</sup> September 2009**

	Fix bug in child pointers to 2 <sup>nd</sup> grid becoming invalid when the 2 <sup>nd</sup> grid was sorted.
	Improve speed of all calls to the repository database – to improve access on slow connections.

0 new features, 1 enhancement, 1 bug fix: Total 23 new features, 206 enhancements, 199 bug fixes











### **Version 2.3.0.9 as of 1<sup>st</sup> September 2009**

	Handle exception error when selecting a query and the filter returned no queries.
	Fix issue with the 'calculated field filter' – if it contained reference to a prompt or variable, then no rows were being returned.

0 new features, 0 enhancements, 2 bug fixes: Total 23 new features, 205 enhancements, 198 bug fixes







### **Version 2.3.0.8 as of 21<sup>st</sup> August 2009**

	Introduce the ability for sorted fields to also be 'merged', so that rows with the same value in the 'merged' sort-field will be consolidated into a single row. This feature will automatically consolidate the children of a parent row – for example if there were originally 2 rows in the 1 <sup>st</sup> grid that contained 10 and 15 children respectively (in the 2 <sup>nd</sup> grid), and these were merged into a single row in the 1 <sup>st</sup> grid, then the second grid would reflect the 25 children linked to the merged row.
	Fix issue with parameters on the scheduler update window always resetting themselves back to the original defaults that were advised on the query.

	Validate and issue warning if a custom index is chosen for a child table, indicating if the fields advised as join fields for the query are not all contained within the selected index.
	Ensure that the labels on the chart are formatted in the same way as the contents of the grids. This was identified specifically with date values on the X axis, that were showing as YYYYMMDD instead of the advised formatting value.
	Fix issue where final totals were not shown unless at least one group field was selected (both for 1 <sup>st</sup> and 2 <sup>nd</sup> grids).
	Provide the ability for results to contain chr(10) to delimit a field into rows within the results grid(s). As long as the column is specified as 'can wrap' then the chr(10) will be honoured and the height of the column will be adjusted to accommodate all lines.
	Provide new function 'Chr' to allow characters to be inserted into strings (or comparisons to be made on individual characters of a string).
	Issue with new 'Speedometer' chart – was not assigning the green/red values as specified at the design-time to the chart when it was initially displayed.
	Default the install to set the Broker Service to 'Automatic' (used to be set to 'Disabled').
	Warn user before applying internal schema changes to the repository, and allow the user to abort these changes.
	Prevent error when a new empty row is moved to in the prompts window, by tabbing from the last field of the previous row.
	Fix 'deadlock' issue if running the scheduler and the repository/query tools at the same time.



1 new feature, 5 enhancements, 6 bug fixes: Total 23 new features, 205 enhancements, 196 bug fixes

### **Version 2.3.0.7 as of 5<sup>th</sup> August 2009**

	Validate users advising single-quotes in expressions – all expressions must be double-quoted.
	Fix issue with filters containing "?prompt"s – crashed the query tool.
	Change default install to C:\NuVu Query – to avoid Vista UAC issues.
	Provide mechanism on 'Filter' dialog window, to specify the index to use on any table (including the primary table).
	Fix issue with scheduler – starting jobs before the advised start time.
	Fix issue with LOOKUP and multiple bracketed statements within the filter of a query.








0 new features, 3 enhancements, 2 bug fixes: Total 22 new features, 200 enhancements, 190 bug fixes

### **Version 2.3.0.6 as of 28<sup>th</sup> July 2009**

	Allow charts to have the labels on the bottom margin shown vertically.
	Fix issue with Count function (and other statistical calculations). If a conditional statement was provided (example: Count(`customer.SalesRep` = "AAA") the functions were always returning the full count, total etc.








0 new features, 1 enhancement, 1 bug fix: Total 22 new features, 197 enhancements, 187 bug fixes











### **Version 2.3.0.5 as of 26<sup>th</sup> July 2009**

	Provide mechanism to specify alternate banding colours for horizontal and vertical chart back walls.
	Fix bug in Advanced Header Drawing inside the dashboard – was sometimes attempting to draw the header while the form was being destroyed, resulting in Access Violation errors.
	Fix access violations when chart attributes were changed when grid results were displayed.
	Fixed 'list index out of bounds' on dashboard object that had not been executed yet by the scheduler.
	Reload the available queries before invoking the dashboard child properties window, so any new queries are immediately available to the dashboard.
	Provide new property for the grid – 'Show Row Type' – for Excel and CSV outputs – if un-ticked, then the Row Type is not output to the spreadsheet/csv file.
	Allow default values for prompts/lookups of type DATE to have date expressions in them (for example: ?prompt(MyDate,date,today – 1), or ?prompt(MyDate,date,som(today) – 1)

0 new features, 4 enhancements, 3 bug fixes: Total 22 new features, 196 enhancements, 186 bug fixes






### **Version 2.3.0.4 as of 19<sup>th</sup> July 2009**

	Introduce the ability to filter on calculated fields – ie: after results are returned and calculations are performed, then a further filtering of the data will be performed based on the values of advised calculated fields.
	Fix shading colours of rows, ensure they are consistent amongst detail rows.
	If only a single database was advised in the repository, the 'Views' tab drop-down list of tables was sometimes empty.
	The broker service was starting and stopping the servers if running under V9 of progress.
	The height of the expressions window was incorrectly being set, and forcing objects off the bottom of the window.
	OEM the RunNuVuQuery tool.
	Position the Destination, Print, Email windows centred within the RunNuVuQuery container.

	Add Email MRU list (and email drop-down) to the scheduler – advised email addresses are updated back to the registry when the schedule form is closed.
	Update advised printer, file and email settings on the scheduler window back to the registry, for re-use next time.
	Store the report parameters and the chosen data source in the history table, and show these fields on the history window.
	Add speedometer chart type – available on grid/dashboard and reports.
	Add linear gauge chart type – available on grid/dashboard and reports.
	Fix 'Count' function to work with sub-expressions – so for example: Count('type' = "X") will only count the rows where the type field = "X". An ifthen statement can also be used, but must return True or False)
	New runtime parameter (-hidebuttons) can be advised to the NuVuQueryRuntime, dbQuery and dbDashboard. The parameter will contain a list of buttons that will be automatically removed from the toolbar. Buttons are: excel, csv, xml, xml2, nqr and preview.
	Fix running totals – now the running totals are done AFTER the sorting.
	Provide new buttons on the dashboard 'options' screen – to enable the exporting and importing of a dashboard (and all the contained child objects).
	Fix issue with 2 <sup>nd</sup> /3 <sup>rd</sup> grids when outputting to Excel – details were incorrectly formatted.


1 new feature, 8 enhancements, 6 bug fixes: Total 22 new features, 192 enhancements, 183 bug fixes

### **Version 2.3.0.3 as of 12<sup>th</sup> July 2009**



	Improve the initial display speed of the NuVu internal report writer.
	Restrict length of internal view name to 32 characters (a Progress limitation).
	Always show tree view if grouping has been advised.
	Fix bug with the internal report writer crashing if it was not set to maximized.
	Fixed issue with the filter and prompts windows not been cleared from memory after use – eventually resulting in a Range Check Error if these windows were opened often enough in a session.

0 new features, 2 enhancements, 3 bug fixes: Total 21 new features, 184 enhancements, 175 bug fixes

### **Version 2.3.0.2 as of 2<sup>nd</sup> July 2009**




	Automatically save the query that is currently been worked on at various points during the design session – so that any restarting the query from a failed session will reload the previous query.
---	--



	Add functionality to the calculated fields dialog window – can now save any calculated field to the 'favourites' list, and re-use a calculated field from the 'favourite's list.
	Various minor bug fixes within the Query Dashboard.



0 new features, 2 enhancements, 1 bug fix: Total 21 new features, 182 enhancements, 172 bug fixes

### **Version 2.2.0.1 as of 28<sup>th</sup> June 2009**

	Add numeric and percentage formatting to the chart properties window.
	Add ability to remove horizontal and/or vertical grid lines on any chart.
	Introduce the new Query Dashboard tool – allowing the user to define a dashboard and populate it with scheduled queries (shown as grids or charts), or RSS feeds.







1 new feature, 2 enhancements, 0 bug fixes: Total 21 new features, 180 enhancements, 171 bug fix

### **Version 2.1.0.12 as of 8<sup>th</sup> May 2009**

	Add the ability to pass a destination to the RunNuVuQuery utility. If the optional '-destination' is advised with a valid destination (see online help for valid destination settings), then the destination dialog window is bypassed altogether.
	Fix bug with the scheduler – was attempting to validate the 'SCHEDULE' user that is used to run the scheduled queries.








0 new features, 1 enhancement, 1 bug fix: Total 18 new features, 178 enhancements, 165 bug fixes

### **Version 2.1.0.11 as of 7<sup>th</sup> May 2009**

	Change functions 'som' (start of current month), 'eom' (end of current month), 'soy' (first day of current year) and 'eoy' (end day of current year) to have a date parameter. Useful for determining a range of dates for a month prior to the advised date. Please note, if you used the functions that were introduced in version 2.1.0.10 (only 2 days ago) then you will have to modify them to pass in a date (passing 'today' will act as the same as the original function without parameters). For example, to return the start date of the month prior to the current month, one could use "som(som(today) – 1)".
	Fix bug when using the new date functions (som, eom, soy and eoy) – was converting to a very large date and not returning any data).
	Fix issue with true/false being used in an expression – was always returning false.
	Fix issue with resulting table aliases having a length > 32 (which is the maximum length of an allowed alias in the progress database).
	Fix issue with calculations with a negative value in them – was resulting in an incorrect calculated value.
	The settings inside the nuvuquery.ini section were being loaded after other checking had been made on existing registry settings.




0 new features, 1 enhancement, 5 bug fixes: Total 18 new features, 177 enhancements, 164 bug fixes

### **Version 2.1.0.10 as of 3<sup>rd</sup> May 2009**

	Provide new functions 'som' (start of current month), 'eom' (end of current month), 'soy' (first day of current year) and 'eoy' (end day of current year).
	Provide for calculated date functions to be properly converted to date(mm,dd,yyyy) format before passing through to the Progress broker.
	Provide a 'Remove' button on the column attributes dialog screen that if pressed, will remove the current field from the query.
	Provide 'No. Decimals' on the column attributes dialog screen (if the field is of type decimal) and allow the user to change it.
	Allow columns (data as well as column headings) to be justified (left, right and centered).
	Format decimal fields with advised decimal places when exporting to Excel.
	Fix bug where a record filter contained an ifthen statement that had an empty string in the statement (for example: ifthen('db_field' = "",1,2) – resulted in an error message being output when attempting to save the expression.




0 new features, 6 enhancements, 1 bug fix: Total 18 new features, 176 enhancements, 159 bug fixes












### **Version 2.1.0.9 as of 26<sup>th</sup> April 2009**

	New function available 'AddArray', that returns the accumulated array elements within the square brackets. For example: AddArray(' MyArrayField[{start},{end}]') would accumulate (add) the array elements from the advised {start} element to the {end} element (inclusive). The {start} and {end} can be variables (prompted or calculated as necessary) or simply hard-coded.
	New option for charting – 'Transparency' – allows the actual bars on a vertical or horizontal bar chart to have a transparent look to them.
	Un-ticking the 'automatic colours' on the chart properties did not make the colour choosing button available.

0 new features, 2 enhancements, 1 bug fix: Total 18 new features, 170 enhancements, 158 bug fixes







### **Version 2.1.0.8 as of 9<sup>th</sup> April 2009**



	Show Error message if double-click pressed inside the 'Prompts' dialog window and there is no record currently being added or edited.
	Lasoo feature was not operating on query fields in the report designer. Also enable F5 to start the lasoo function, and CTRL-T to start text drawing, CTRL-F/CTRL-D to start field drawing, CTRL-B for text-boxes, CTRL-G for graphics, CTRL-H for chart, and CTRL-R for rectangles/lines.
	Ensure the alignment of group heading and total fields are right-aligned if the data-type of the field is DECIMAL or INTEGER.

	Ensure the automatic totals section (text and group field) inherit their font characteristics from the actual field on the grid (except color).
	Increase parameter drop-down combo-boxes to show 20 items (instead of 8).
	Lock the parameter screen while a lookup is being retrieved – this avoids users attempting to advise other values while the lookup is being fetched, and sometimes causing errors on screen.
	Validation on the 'lookup' field was reporting invalid number of arguments.
	Fix issue with 'ignored' parameters that were not replaced with True or False. This only applied to parameters of type 'character'.
	Group Totals in the report designer were not calculating the start position of the group field after the label correctly.
	Columns that were not advised as 'Total this field' but did have an expression in them were not being included in the total rows.
	The section height of the totals sections was incorrectly set if the total section wrapped over more than 1 line.
	Fix 'Maximized' view of the report designer (was positioning off page in some instances, and rulers were not drawn correctly).
	Issue with CAN-FIND statements in the lookups at run-time – resulting in a Progress syntax error in the query.
	If results of a lookup are empty, simply show "<empty>" in the selection row.

0 new features, 7 enhancements, 7 bug fixes: Total 18 new features, 168 enhancements, 157 bug fixes



### **Version 2.1.0.7 as of 5<sup>th</sup> April 2009**

	Changed the sequence of lookups on the 'prompts' expression drop-down to be sorted alphabetically by database name.
	Only show 'silentlookup' functions for lookups that contain {variables} in their where clauses.
	Validate 'silentlookup' functions to ensure that there are defined variables that matches the variable name(s) at the end of the silentlookup function, and that the variable name(s) occurs BEFORE the silentlookup.
	Increase number of items in the 'expression' drop-down on the Prompts window to 20 lines (was 8).
	Do not ask the user for the selected group if the selected group is 'All'.
	Show Cancel button on field chooser in the report designer.

	New buttons on the menu and toolbar of the Query Designer/Runtime tool – ability to 'Quick Print' a query directly to the default printer, or alternatively 'Print' a query to an advised printer.
	The internal report designer did not handle sanitized table/field names correctly and resulted in blank fields being output if a sanitized field was modified within the report designer.




0 new features, 7 enhancements, 1 bug fix: Total 18 new features, 161 enhancement, 150 bug fixes

### **Version 2.1.0.6 as of 29<sup>th</sup> March 2009**

	Changed the standard NuVuLandscape and NuVuPortrait templates (as well as the schema template) to allow a standard graphic (OurLogo.jpg) to be loaded at runtime. A standard NuVu graphic with the name of OurLogo.jpg is now supplied with the install – but this can be overwritten with your company's logo.
	Removed server-side sorting if any sorting is required on calculated fields. This was causing too many result rows to be shown in grids 2 and 3 if grid 2 or grid 3 had a calculated field(s) that were used in the sort.






0 new features, 1 enhancement, 1 bug fix: Total 18 new features, 154 enhancements, 149 bug fixes

### **Version 2.1.0.5 as of 26<sup>th</sup> March 2009**

	Remember screen size of report designer window between sessions.
	Was unable to sort on a calculated field on the 3 <sup>rd</sup> grid.
	Fix issue when sorting on a calculated field where a 3 <sup>rd</sup> grid was specified - the pointers to the items in the third grid were not updated correctly, thus reflecting incorrect information in grid 3.





0 new features, 1 enhancement, 2 bug fixes: Total 18 new features, 153 enhancements, 148 bug fixes

### **Version 2.1.0.4 as of 22<sup>nd</sup> March 2009**

	Fix issue when adding a new query and only selecting tables and fields (without moving to the sort dialog), and then executing the query – crashed when attempting to access non-existent group fields.
	Replace double quotes with single quotes, and tabs with spaces on all fields received back from the broker – as these characters caused expressions to be evaluated incorrectly.
	Change the 'number of points' on the report writer charts to 'unlimited' when copied from the main grid chart.
	Fix issue when sorting on a calculated field where a 2 <sup>nd</sup> grid was specified – the pointers to the items in the second grid were not updated correctly, thus reflecting incorrect information in grid 2.
	Graphics (images) were only displaying in the report if the actual graphic was located in the NuVu Query 'Docs' folder – changed to allow graphic to be loaded from any folder.








0 new features, 0 enhancements, 5 bug fixes: Total 18 new features, 152 enhancements, 146 bug fixes

### **Version 2.1.0.3 as of 15<sup>th</sup> March 2009**

	Provide the ability to show grand totals on grid and report even if no sorting/grouping has been advised.
	The 'private' indicator on the query properties was sometimes being updated with a null – which caused the query selection to crash with a variant conversion error.
	Fix bug in report designer – chart section was incorrectly setting the starting position of the next section
	Fix issue with totaling of group rows – if an expression was advised in a column then the expression was being re-evaluated in the total row – now this only happens if the 'Total this field' property is unticked.





0 new features, 1 enhancement, 3 bug fixes: Total 18 new features, 152 enhancements, 141 bug fixes

### **Version 2.1.0.2 as of 12<sup>th</sup> March 2009**

	Added more intuitive handling of drawing charts inside the report wizard
	The 'loadgraphic' function inside the internal report writer has been enhanced to parse the 2 <sup>nd</sup> parameter given to the function, thus enabling the user to compose a composite expression that will be correctly handled. For example: loadgraphic(MyPicObject,"C:\Temp\" + currfield + ".jpg") will derive an image file from the current field contents.
	Charts inside the report wizard now inherit properties from the chart defined for the grid (if any).
	Charts inside the report wizard will display actual grid data if the query has been run prior to invoking the report designer.
	Fix bug in report designer – sections were sometimes showing in a minimized state.
	Fix issue with aggregate calculations on the 2 <sup>nd</sup> grid if totaling items from the 3 <sup>rd</sup> grid.
	Fix issue with text-boxes on the report designer not accepting the left, right and center alignment options.














0 new features, 4 enhancements, 3 bug fixes: Total 18 new features, 151 enhancement, 136 bug fixes

### **Version 2.1.0.1 as of 7<sup>th</sup> March 2009**

	Added 'New Page After' tick box to group dialog window – if ticked forces a new page after the totals are printed.
	Add functionality that allows a field to wrap (unlimited, or an advised number of lines).
	Fix issue with calculations on group total rows.
	Fix issue with column order (wrong mapping of columns) under certain conditions (when fields had been hidden).



1 new feature, 1 enhancement, 2 bug fixes: Total 18 new features, 147 enhancements, 133 bug fixes

### **Version 2.1.0.0 as of 3<sup>rd</sup> March 2009**

	Completely redeveloped internal report designer – with multiple bands similar in functionality to Crystal reports.
	Automatic client-side sorting on calculated fields (when required).
	Arrays – completely new model to handle using variable subscripts on array fields.
	New 'silentlookup' function available from the Variables/Prompts dialog – acts just like a normal database lookup, but is silent (not prompted for). Very useful for obtaining a name from an ID field at run-time.
	Show database connection string on tooltip on Database selection dialog window.
	Much improved and enhanced charting capability – including visual charting against the grid, and on the generated reports.
	Ability to advise conditional expressions to hide certain totals (and their details)
	Ability to advise conditional expressions to suppress (collapse) certain totals (and their details)
	Fix issue with date functions not returning a datatype of 'date' in some cases – so when included with other calculations was not producing the correct results.
	New function 'AddMonths' – that allows the adding (or subtracting) of a specified number of months from a date.
	New functionality that allows variables (and therefore expressions) to be advised for any column heading.
	The Query now has the ability to include the chart (if any) on the generated NuVu Report.
	Many other minor bug fixes.




4 new features, 7 enhancements, 2 bug fixes: Total 17 new features, 146 enhancements, 131 bug fixes

### **Version 1.5.0.13 as of 26<sup>th</sup> October 2008**

	Fix issue with the scheduler that was changing the destination to 'NQR' format after the user has chosen 'Excel' format.
	New chart option 'Legend' that allows the user to show/hide the legend on the chart.







0 new features, 1 enhancement, 1 bug fix: Total 13 new features, 139 enhancements, 129 bug fixes

### **Version 1.5.0.12 as of 30<sup>th</sup> September 2008**

	Improve the socketbroker Progress Adapter to return an error if an actual query string is passed to it.
	Create new NuVuBrokerService that will auto-start and restart the NuVu socketbroker Progress Adapter.
	Add functionality to the repository tool 'Options' property window, so that broker connection information is able to be advised, and the service started/stopped, as well as the ability to view the Broker Service log file and the Progress Adapter Broker log file.






0 new features, 2 enhancements, 0 bug fixes: Total 13 new features, 138 enhancements, 128 bug fixes



### **Version 1.5.0.11 as of 12<sup>th</sup> September 2008**

	Fix issue with 2 <sup>nd</sup> grid not showing any details if the query had been selected to 'Collapse All' detail rows, and the 2 <sup>nd</sup> grid did not have any grouping.
	Improved speed of calculations and formatting up to 50%.
	Change the Processing messages to show 'Performing Calculations', then 'Formatting Results', then 'Adding Groups'.
	New command-line parameter able to be passed to dbQuery.exe, dbRepository.exe, QueryAdminTool.exe and RunNuVuQuery.exe. The parameter is '-ini' followed by a space and the fully-qualified name of the ini file to use. This allows Citrix install of a single set of NuVu executables but running for different clients (and pointing to possibly different repositories and/or licence servers).
	If the Repository tool was invoked, and immediately the 'Fields' tab was clicked, the incorrect data source was selected.
	Remove redundant 'email' radio-item from the scheduler screen – as most of the other destinations have the ability to email the results.

0 new features, 4 enhancements, 2 bug fixes: Total 13 new features, 135 enhancements, 128 bug fixes








### **Version 1.5.0.10 as of 17<sup>th</sup> August 2008**

	Fix issue with the exporting of grid to Excel. If a column contained a double-quote (single or unmatched) then all columns were being output to one excel cell, until the next field was found with a double-quote.
	Introduce the 'FieldChanged' function – useful for performing conditional summing or other calculations based on the value of the advised column changing from the previous row.
	Add new field to the qr_schedule table – 'run_once' – and make this field updateable on the schedule grid. If set, then the query will be immediately submitted to the scheduler.
	Speed up the display of the rows in the scheduler screen.
	Include Network Address information in supplied licence file, so the correct Mac Address can be determined when issuing the licence.

	Printing to a NuVu Report from results that contained 3 grids caused access violations.
	Fixed small bug in BpcTrimRight function – was causing range check errors if a blank string of non-zero length was passed from the database.







0 new features, 4 enhancements, 3 bug fixes: Total 13 new features, 131 enhancement, 126 bug fixes

### **Version 1.5.0.9 as of 10<sup>th</sup> August 2008**







	Fix issue with the 'replace' function in any calculated field or expression – the function was returning a validation error.
	Fix issue with the 'truncate to' function in any calculated field or expression – the function was returning a validation error.
	Fix issue with normal database field expressions – the validation that was meant only for calculated fields was being applied to database fields too ('cannot reference this field in the expression').
	When exporting character columns into Excel, advise Excel to format the column so a field that contains all numeric characters is not assumed to be numeric.
	Any character fields were being trimmed before being displayed in the grid – now character fields are only trimmed of trailing spaces.
	Improve performance within the Repository Tool – especially with large user populations.
	Prevent deletion of a group that has users attached to it.

0 new features, 2 enhancements, 5 bug fixes: Total 13 new features, 127 enhancements, 123 bug fixes

### **Version 1.5.0.8 as of 2<sup>nd</sup> August 2008**





	Fix issue with the socket broker (socketbroker_v9.r or socketbroker_v10.r). When a query asked the broker for an available server, and all servers were busy – the broker went into a loop waiting for a server to be freed, but did not process any 'Free' messages – so in effect locked up in an infinite loop.
	Fix issue with the Query and Repository tools – if a database error was encountered (invalid query, or no connection to database for example), that allocated server was never "freed".
	Change QueryAdminTool to allow a '+' separated list of group codes and names to associate (or create) for a user. For example, a group of 'Default+Power', with a group description of 'Default User Group+Power Users' will create the Default and/or Power Group if they do not exist in the repository, plus associate both those groups with the advised user.
	Include the name of the generated PDF file in the Query logfile and the Scheduler logfile.
	Fix bug with the query tool – if the database server reported an error (for example, no connections to the database), the query tool did not instruct the broker to free that server for re-use.
	Fixed issue where a calculated field used an expression involving another calculated field, but the first calculated field was to the right of the calculated field it needed to resolve the expression.



	Output more debugging messages in the scheduler to help determine why a schedule is not running.
	Close and re-open the repository database once the schedule has been processed. Prevents integer overflow on the internal transaction timer when the scheduler has been running for approx 3 days.
	Change the 'There are NO results to export – execute the query first', to just 'There are NO results to export'
	Fixed issue with manual re-assignment of joins – the field list was not aligning with the selected table resulting in an incorrect join.
	Allow the runtime engine to have the ability to import and export queries.
	Include the JobId (scheduled job number) on the subject line of emails in respect of failed queries.






0 new features, 6 enhancements, 6 bug fixes: Total 13 new features, 125 enhancements, 118 bug fixes

### **Version 1.5.0.7 as of 25<sup>th</sup> July 2008**

	Fix issue with deleting views inside the repository – occasionally complained about the 'CAN-FIND' reference – fixed by converting internal table names to the repository name before attempting the delete.
	Fix total line calculations – issues with dates resulting in access violations and other issues.
	Users reported the uninstall was completely removing the NuVu Query – database and all - changed to leave the database, init files and log files after the uninstall.
	Obscure Floating Point Processor exception discovered – causing issues with printing and other areas – mostly under Citrix – fix has been applied to all executables.












0 new features, 0 enhancements, 4 bug fixes: Total 13 new features, 119 enhancements, 112 bug fixes

### **Version 1.5.0.6 as of 5<sup>th</sup> July 2008**

	Provide new optional parameter '-categories' that can be passed to the nuvu runtime engine. This allows for the filtering of the queries to only include the queries associated with the advised categories in the comma-separated list.
	Hide the 'abort' button until the query starts returning rows. Also once the query starts returning rows, change the mouse cursor to a normal arrow (was an hourglass).
	Replace all MAPI email functionality within the Query Suite with the Outlook Redemption model – to bypass Outlook Security when sending emails.
	Provide a default value to be advised on a table lookup – as long as the defined default is within the list of fields that are to be looked up.
	The total lines in any displayed grid were being excluded from any calculations. All non-aggregate calculations are now applied to the total lines as well.




0 new features, 2 enhancements, 1 bug fix: Total 13 new features, 119 enhancements, 108 bug fixes

**Version 1.5.0.4 as of 30<sup>th</sup> May 2008**

	Provide the ability within the Repository tool and Query Designer to choose between showing HTML Help format (.chm help - the standard for Microsoft Vista) or traditional WinHelp format (.hlp – the standard before Microsoft Vista). This is implemented via a menu option..
	Provide new mechanism within the Repository tool, allowing the user to import a saved database schema WITHOUT first having to create the data-source. Very useful when deploying sanitized database schema's to clients that have an empty repository..
	Ability to use calculated fields within other calculations.
	Ability to select fields from any grid to be used in calculations within other grids.
	Ability to use the 'IncludeWithGroup' function on calculated fields as well as normal database fields.
	Ability to now have multiple calculations for any calculated field or expression. Each calculation must be on its own line.
	Ability to group by calculated fields.
	Ability to use 'hidden' fields within calculations or expressions.
	Only remove join information for tables after the last table that was identical to the previously selected tables
	Ability to re-order the sequence of displayed fields on any grid – using a drag-and-drop window. Multiple fields can be moved simultaneously. This function is available via the 'ReOrder Columns' button on the column attributes window.
	New date function is provided – 'Date({month},{day},{year})' – will convert the supplied month, day and year into a date that can be displayed or used in other date calculations.




0 new features, 10 enhancements, 0 bug fixes: Total 13 new features, 115 enhancements, 107 bug fixes

**Version 1.5.0.2 as of 7<sup>th</sup> April 2008**

	Change the Query Runtime engine to place quotes around passed character parameters if they are unquoted.
	Change the Query Designer to calculate the expected JobId and display in the scheduler when a new schedule is advised.
	Licensing was reporting incorrect designer user count when more designer users were defined than the licensed count.




0 new features, 1 enhancement, 2 bug fixes: Total 13 new features, 105 enhancements, 107 bug fixes

**Version 1.5.0.1 as of 23<sup>rd</sup> March 2008**

	Introduce NuVu Query Scheduler – a server that processes all scheduled queries at the appropriate times. The actual Schedules for each query are available to be edited from the Query Designer itself.
	Fixed minor bug with the –datasources parameter passed to a query, where more than a single database was involved in the query – resulted in the connection string not being passed correctly to Progress.
	Fixed creation of query history – now ensures record gets created unique.






1 new feature, 0 enhancements, 2 bug fixes: Total 13 new features, 104 enhancements, 105 bug fixes

### **Version 1.4.0.7 as of 17<sup>th</sup> February 2008**

	Parameters that were being ignored at run-time were not being ignored when the query ran.
	Fixed issue with the join between a view and a table – if the view had a selection clause, then the passed query issued a syntax error (double where clause).
	Introduce 'CAN-FIND(...)' logic inside table lookups. This advanced feature allows the user to perform a lookup based on a join to a secondary table. Limitations exist: the table referenced inside the CAN-FIND must be in the same database as the lookup table.


0 new features, 1 enhancement, 2 bug fixes: Total 12 new features, 104 enhancements, 103 bug fixes

### **Version 1.4.0.6 as of 8<sup>th</sup> February 2008**

	Importing schema with lookups was crashing the import – due to a new 'VarDefaults' field not being catered for.
	Fix small issue with the advised connection settings in the [Override] section of the nuvuquery.ini file not being used for the initial connection.
	DayOf, MonthOf and YearOf functions were returning blank calculations with prompted {variables}.
	Handle simple date assignments to date {variables} – supports today (todays date), som (start of current month), eom (end of current month), soy (start of current year) and eoy (end of current year), plus the advise of an actual hard-coded date, in format 'date(mm,dd,yyyy)'
	Change the prompt for a string to show available values if you are adding a date prompt.

0 new features, 1 enhancement, 4 bug fixes: Total 12 new features, 103 enhancements, 101 bug fixes

### **Version 1.4.0.5 as of 27<sup>th</sup> January 2008 (emergency upgrade)**

	If more than a single calculated field defined in any section, previous calculated fields were being discarded (shown as blank).
---	--

0 new features, 0 enhancements, 1 bug fix: Total 12 new features, 102 enhancements, 97 bug fixes

### **Version 1.4.0.4 as of 20<sup>th</sup> January 2008**

	Automatically set the 'Show/Hide' toolbar button to 'Hide' when opening a query, or starting a new query definition.
	Automatically set the 'Show/Hide' toolbar button to 'Show' when the execute button is clicked (and hide all hidden fields).
	Much improved automatic join selection – now will check unique indexes first, and join on those before checking other indexes.
	Provide mechanism with the table joins dialog window to allow the order of tables in the join to be moved up or down, as well as allowing the parent of any joined child table to be changed. This mechanism is provided by a 'right-click' of the appropriate table link.
	When calculating 'available joins' on the Join dialog window, exclude items that match on field name, but whose data types are different.
	The fields shown in the Join dialog window were not sorted in field name sequence.

0 new features, 4 enhancements, 2 bug fixes: Total 12 new features, 102 enhancements, 96 bug fixes

### **Version 1.4.0.3 as of 10<sup>th</sup> January 2008 (Emergency Upgrade #2)**

	Exporting a query with prompted fields crashed with multiple WHERE clauses.
	If the repository tool is invoked, and there are more than 2 queries defined in the repository, and the evaluation license is granted, still allow user to maintain the repository.

0 new features, 0 enhancements, 2 bug fixes: Total 12 new features, 98 enhancements, 94 bug fixes

### **Version 1.4.0.2 as of 9<sup>th</sup> January 2008 (Emergency Upgrade #1)**











	Only validate table lookup fields if adding or editing a record – the validation was firing when the user attempted to remove (delete) a lookup.
	Saving of existing (or new) queries was crashing the Query Designer – as the 'jobid' field was not being initialized before saving.
	Bug with lookups that contain variables – was returning the 'ignore' setting instead of the prompted value.

0 new features, 0 enhancements, 3 bug fixes: Total 12 new features, 98 enhancements, 92 bug fixes









### **Version 1.4.0.1 as of 1<sup>st</sup> January 2008**







	New 'Prompt/Lookup/Variables' dialog available from the Query Designer – allows the user to create {variables} that can be plain variables (hard-coded values assigned to them), or {variables} that can invoke a manual prompt or database lookup. The order of these variables can be changed so that lookups and prompts appear in the desired sequence.
--	---

	New 'Conditional Lookup' functionality – allows a lookup to be based on the results of another lookup (for example: customer lookup returns a customer ID, order lookup only displays orders for the customer that was selected in the first lookup).
	Allow created {variables} to be used inside calculated field and field expressions. The available variable names are shown in a separate tree node in the 'fields' section of the relevant windows.
	Show 'displayed fields' as a separate tree node on the 'sort' dialog window – as mostly sorting is done with these fields.
	Show 'displayed fields' as a separate tree node on the 'filter' dialog window – as most filtering is done with these fields.
	Show 'displayed fields' as a separate tree node on the 'calculated fields' dialog window – as many calculations are done with these fields.
	Show 'displayed fields' as a separate tree node on the 'expressions' dialog window – as many expressions involve displayed fields.
	Introduce incremental searching on any sorted column of the 'Select Queries' grid.
	Tidy up license counting and concurrent login control.
	Improved performance when opening existing queries in the designer.
	All executed queries are now written to a history table – showing who ran the query, the windows user and machine name, start/end time and elapsed seconds. A new 'History' button is available on the NuVu Query Designer menu that invokes a window that displays the history for the current query. This dialog window has the ability to be sorted (ascending or descending) on any displayed column, and an export to comma-separated-values file is also available.

4 new features, 7 enhancements, 0 bug fixes: Total 12 new features, 98 enhancements, 89 bug fixes











### **Version 1.3.0.7 as of 8<sup>th</sup> December 2007**

	Export directly to Excel was not formatted correctly for rows that had leading fields with spaces in them.
	Fix 'Type Mismatch' error when exporting more than 51 columns into the Excel spreadsheet.
	Output the total lines into Excel (and remove auto totaling within Excel). Also include (as the first column in Excel or CSV) a row indicator – containing 'D' for detail rows, or starting with 'T' for total rows.
	If the query has been marked as 'show Collapsed', then show that view in Excel (ie: totals only). Still output all details when exporting to CSV though.
	When a query is set to 'show collapsed' – only output the totals sections to the reports
	When a query is set to 'show collapsed' – output a headings section to show column headings (repeated on each page of the report).

	When the report wizard button is clicked and a custom version of the report already exists, allow the user to either edit the current custom report design, or re-create it
	Remove detail triggers from the report if the query is marked as 'show collapsed' – was causing errors to be shown regarding missing trigger data in the NuVu Report Designer.
	Fix calculations with dates that are Null.
	The fields shown in the calculated fields dialog window were not sorted correctly.
	Enable incremental searching of the fields in the calculated fields dialog window.
	Fix the 'ignored' parameter AND/OR selection logic – now handles multiple nested AND/OR statements correctly.


0 new features, 6 enhancements, 6 bug fixes: Total 8 new features, 91 enhancement, 89 bug fixes











### **Version 1.3.0.6 as of 26<sup>th</sup> November 2007**

	Fix display of negative figures when using the '(\$9999)' formats.
	Prompted dates were not being correctly parsed before submission to the Progress database engine, if the users regional settings were different from the Progress date format for that client.
	Ability to 'collapse' all detail rows (ie: only show totals) as a default for the query. New tick-box on the Query Properties window. If this option is chosen, then reporting and XML outputs will honor this setting. Excel and CSV output will still include details, as these always exclude totals.
	If the 'show totals' are not ticked, do not show the total line within the grid at all.
	Fix display of fields when using the 'IncludeWithGroup' function.
	Do not format non-character fields if those fields contain character data – so that expressions can be used to output character strings into non-character fields.
	Allow integers to be shown as Progress Time formats (HH:MM[:SS]).
	Add new Date formatting strings (long month, short day, and individual day, month and year formats).
	Add new Date formatting strings (short day name, long day name).
	Fix minor resize bug when showing multiple grids.

0 new features, 6 enhancements, 4 bug fixes: Total 8 new features, 85 enhancements, 83 bug fixes





### **Version 1.3.0.5 as of 14<sup>th</sup> November 2007 (incorporating 1.3.0.4 interim release)**









	Provide mechanism to perform a freeform join on any two tables. This is implemented by a new tick-
---	--

	box on the join window. If ticked, the 'joined fields' window is replaced with a text box allowing for the manual advise of the actual join. Any parent/child fields can still be double-clicked to insert them in the correct syntax into the text box.
	Output Parameters to Excel (if any).
	Fix display of <ignored> parameters – now shows the parameters if they have been ignored (with a format of 'column label = <all>').
	Increase size of expressions (lookup, table, fields, calculation) from (mainly) 255 characters to 2048 characters.
	New Function 'PrevRow' allows you to base calculations on the value of a column in the previous results row.
	New Function 'NextRow' allows you to base calculations on the value of a column in the next results row.
	When the 'schema refresh' button was pressed, it resulted in any user-defined views being totally REMOVED from the repository.
	Fixed the Month, Day and Year functions – the correct syntax is now 'DayOf', 'MonthOf' and 'YearOf'.
	Change behavior of reading in default registry values from the NuVuQuery.ini file – there are now 2 sections in the .ini file – 'Overrides' and 'FirstTime'. The entries within the 'FirstTime' section are updated to the HKEY-CURRENT-USER/Software/BpcSoft/Query key only once, whereas the entries within the 'Overrides' section will update the HKEY-CURRENT-USER/Software/BpcSoft/Query key every time the user logs into the NuVu Query Suite.
	Changed the NuVu Query install to now automatically install the NuVu Query Service and start it. This solves issues with Vista and improves the installation process. The change made in Version 1.3.0.3 (advising user/password during registration) has been removed.
	Now prompt the user during the 'Apply for License' step if the current machine is able to email the registration request or not. The license information is automatically copied to the windows clipboard so that the user can manually paste this information into a text document and email that manually if the current machine is not capable of sending emails.

1 new feature, 7 enhancements, 3 bug fixes: Total 8 new features, 79 enhancements, 80 bug fixes

### **Version 1.3.0.3 as of 4<sup>th</sup> November 2007**









	Interpret command-line 'destination' string without regard to case. For example 'PDF:' and 'pdf:' will both work.
	Default the name of the 'query export' file to the name of the current query (plus the .nqy extension).
	Clicking on the 'Original TableName' column in the repository generated SQL syntax error.
	When registering the product, now allow the user to advise an optional usercode/password to run the License service under. By default this is set to the 'Local System Account' – but when the service is run from Vista, the service fails to start.

	Add the optional SMTP email settings to the supplied NuVuQuery.ini file.
	When importing a query – ignore fields that do not exist in the database.
	Attempt to convert default parameter date values to proper dates before displaying them. Prevents access violation when an invalid formatted date is advised.
	Allow a parameter value to be ignored. Implemented as an 'ignore' column on the parameter screen. Command-line 'ignore' parameter is the '<ignore>' constant.
	Adding a new view sometimes caused 'null variant conversion' error if certain fields were left blank.
	Advising a default value of 'today' in a prompted date field did not result in that constant being converted to today's date on the prompt dialog window.
	The 'Lookup Table' on the Lookup Tab of the Repository was not showing the value within the grid.
	Fixed auto-join issue – processed unique indexes last so that they will override other indexes used with the same number of index fields found.













0 new features, 5 enhancements, 7 bug fixes: Total 7 new features, 72 enhancements, 77 bug fixes

**Version 1.3.0.2 – Beta release – never put into production**

**Version 1.3.0.1 as of 22<sup>nd</sup> October 2007**





	Introduce table 'Views' – the ability to create multiple custom views of any database table, including optional record selection phrases. Each view also has the ability to customize the fields associated with the view.
	Fix issue with the auto-joining of tables – was not checking the data type when attempting a join.
	Improved the auto-join logic – including the auto-joining of views to tables.
	Fix issue with the columns that are moved around – and then the column label is changed before the query is saved – was showing incorrect data in the column if the query was then re-executed.
	Custom Headings were not picking up the correct XML node, resulting in the added fields not being shown on the report.
	Fix issue with parameters passed to the query from the command-line sometimes not being interpreted correctly.
	When moving through the DataSource/Table/Fields/Sort/Filter selection screens, can now press the F2 key to proceed to the next selection screen, or the F3 key to proceed to the previous selection screen.
	Change licensing model to allow purchase of designer and runtime licences on a nominated count (as well as the special bundles as was previously available).



	Default the field in the Expression Builder to the currently selected Column.
	Allow <CTRL>right-arrow to move to next replaceable parameter in the Expression Builder.
	Fix issue with identifying a date in the Expression Builder (and Calculated Fields Dialog)
	Format total lines same as detail lines (according to column format).
	Fixed positioning of the 'Parameters' section on the reports.
	The 'soy' (start of year) function within the parameters dialog window was returning the last day of the first month of the year, instead of the first day.
	Fixed issue with output of parameter details that contained a '<' – the rest of the parameter line was ignored in the report.
	Once columns are moved and the query re-executed – the data was shown incorrectly within the grid.
	Use a uniquely generated key for the temporary calculated fields table – avoids two sessions with the same login corrupting each others work.
	Correct the syntax of the startbroker.bat file that is included with the standard installation.
	Introduce 'Lookup' function into the expression builder and calculated fields. Function will return the position (element number) within a string, given a delimiter.
	Introduce 'Entry' function into the expression builder and calculated fields. Function will return a string using the advised element number within a string, given a delimiter.





1 new feature, 7 enhancements, 12 bug fixes: Total 7 new features, 67 enhancements, 70 bug fixes

### **Version 1.2.0.2 as of 1<sup>st</sup> October 2007**

	Query now provides a 'Report Wizard' toolbar button that automatically creates a custom NuVu Report (and associated sample XML document) and then invokes the NuVu Report Designer to edit the report.
	Convert all existing HTML help files to WinHelp (32 Bit) format – overcomes issues where the help files were stored on a shared network drive – and a Microsoft security (as of May 2007) now prevents HTML help files from being launched from network drives (to overcome a vulnerability in this format of help file). The application was also changed to rather invoke the .hlp files instead of the .chm files.
	Hide the 'calculated fields' and 'group' toolbar buttons if user is not able to edit the query. Also do not ask to save the query if the user is not able to edit the query, when the query is closed down.
	Fix bug with grouping, which excluded the very last group from the group treeview, if that group only had a single group item in the grid.








1 new feature, 1 enhancement, 2 bug fixes: Total 6 new features, 60 enhancements, 55 bug fixes

### **Version 1.2.0.1 as of 15<sup>th</sup> September 2007**

	Query now provides the ability to save the results to a proprietary format file (.nqr extension) – and windows associations are automatically created to this file extension, so double-clicking a file with .nqr extension will open the Query viewer showing the results of the stored snapshot. Also the user can schedule queries to run and automatically save the results to the nominated .nqr file and optionally email a recipient with either the actual .nqr file embedded in the email, or alternatively a link to the .nqr file on disk – double-clicking the link or the attachment will open the saved results in the Query viewer.
	New optional parameter '-silent' may be passed to dbQuery.exe – indicating that no error messages are to be output to the screen at all, all messages are to be sent to the log file instead. Useful when running queries unattended from the scheduler. A nominated 'EmailErrorsTo' item in the nuvuquery.ini file can be specified that will result in the error being emailed to that person.
	Hide the 'calculated fields' and 'group' toolbar buttons if user is not able to edit the query. Also do not ask to save the query if the user is not able to edit the query, when the query is closed down.
	Fix bug with grouping, which excluded the very last group from the group treeview, if that group only had a single group item in the grid.





1 new feature, 1 enhancement, 2 bug fixes: Total 5 new features, 59 enhancements, 55 bug fixes

### **Version 1.1.0.24 as of 5<sup>th</sup> September 2007**

	The Query Repository hung when the 'ConnectViaBroker' option was selected within the nuvuquery.ini file.
	Change the 'socketbroker' Progress Adapter to have comma-separated parameters instead of pipe-delimited parameters – was causing an issue when the socketbroker was run on UNIX.
	Optional parameter is able to be passed to the socketbroker and socketserver programs, being the folder into which the log-file(s) will be written. If this option is not advised, then the logfiles are written to the session:temp-dir folder.
	Introduce the 'stopsocket_v9.r' and 'stopsocket_v10.r' Progress tools that can be used to shut down the Broker (and its associated servers), or just a particular server. Sample 'stopsocket_v9.bat' and 'stopsocket_v10.bat' are included in the install.
	After successfully registering the NuVu Query product – the internal user counters for Runtime, Designer and Repository were not being set from the license file (unless the user logged out and back in again).
	Warn the user if they attempt to remove a data source (connection) that is the only reference to the underlying schema-holder. If the user chooses to proceed, then all table definitions, field definitions, lookups and queries will be permanently removed from the database.
	When creating a new data source within the repository, issue an error message if the advised 'schema-holder' is a Progress reserved word.



0 new features, 5 enhancements, 2 bug fixes: Total 4 new features, 58 enhancements, 53 bug fixes

### **Version 1.1.0.23 as of 26<sup>th</sup> August 2007**

	URGENT BUG FIX – Synchronization of the main thread dealing with extracting data from the socket was sometimes causing records to be processed out of sequence – revealed on occasion when applying schema changes to the database, with ERROR: DB_ROWID cannot be extracted for database.
	Fix window sizing issue with dbQuery.exe when joins are specified to be shown in separate grids – altered the height of the main query window, instead of resizing the grid panels within the window.
	Add options on the table join dialog window to select only the FIRST or LAST child of the parent, and to also specify the index to use in the join (defaults to 'automatic').
	Issue with two identical lookup fields in a query – crashing the Query (list index out of bounds).




0 new features, 1 enhancement, 3 bug fixes: Total 4 new features, 53 enhancements, 51 bug fixes

### **Version 1.1.0.22 as of 19<sup>th</sup> August 2007**

	Ensure table and field descriptions are truncated to 255 characters during any schema import or sync process – this is the maximum length inside the repository for these descriptions.
	Prevent users updating the 'datasource', 'schema-holder' or 'database type' once a connection entry has been created – the connection string is the only item therefore able to be modified thereafter.




0 new features, 0 enhancements, 2 bug fixes: Total 4 new features, 52 enhancements, 48 bug fixes

### **Version 1.1.0.21 as of 14<sup>th</sup> August 2007**

	Fix issue when joining more than a single table – was showing the hidden fields from the second and subsequent tables.
	Fix issue with run-time parameters (-parameters) being silently ignored.
	Include 'Command-line' help section from the 1 <sup>st</sup> page of the NuVu Designer on-line help. Explains all command-line arguments with examples.





0 new features, 1 enhancement, 2 bug fixes: Total 4 new features, 52 enhancements, 46 bug fixes

### **Version 1.1.0.20 as of 5<sup>th</sup> August 2007**

	Fix issue when a table is placed on a new section and that table was before another table – reorder the fields list so that the fields are all within the section.
	Change the QueryAdminTool to report statistics of updates/adds/deletes at the end of applying the command file.
	Fix issue when joining two tables that have long table/field names – the resulting automatic join name was exceeding the maximum of 50 characters and resulting in a SQL error when updating the repository.




0 new features, 1 enhancement, 2 bug fixes: Total 4 new features, 51 enhancement, 44 bug fixes

### **Version 1.1.0.19 as of 2<sup>nd</sup> August 2007**

	Change the licensing model to include designer licenses.
	Default the Query Template to 'Landscape' when creating a new query.
	Do not include TOTALS when exporting to Excel or CSV
	Fix issue with auto generated total/heading sections not displaying the group field until the custom designer was invoked.






0 new features, 2 enhancements, 2 bug fixes: Total 4 new features, 50 enhancements, 42 bug fixes

### **Version 1.1.0.18 as of 22<sup>nd</sup> July 2007**

	When user clicks on the 'Fields' tab of the NuVu Repository and then clicks back on the 'Tables' tab – remain on the previously selected table.
	Fixed bug which caused a database error when there were NO users attached to a defined group.
	Fixed bug when moving users to/from Groups – was not updating the underlying database table when the user moved to a new group.



0 new features, 1 enhancement, 2 bug fixes: Total 4 new features, 48 enhancements, 40 bug fixes

### **Version 1.1.0.17 as of 10<sup>th</sup> July 2007**

	Added a 'Enable AutoEdit' (Default un-ticked) and a Search Box to the repository. AutoEdit allows the user to click within the grid to begin automatic editing of a row. The Search Box allows for incremental searching on any sorted column.
	Automatically reposition to the first sorted row when the user clicks on the column heading to change the sort sequence of a column.
	Validate Chart X and Y Series are not the same field.
	Provide 'Copy to Clipboard' option on the Chart Dialog window.
	Problem with chart X/Y Series if the columns are moved around on the grid while results are displaying in the grid.



0 new features, 4 enhancements, 1 bug fix: Total 4 new features, 47 enhancements, 38 bug fixes

### **Version 1.1.0.16 as of 8<sup>th</sup> July 2007**

	Colors were stored in the repository as a small integer, but users are able to select colors that exceed the limits of a small integer – change definitions to store colors as a long integer.
	Include sample 'startsocket.bat' and 'startbroker.bat' batch files that can be modified by the user when setting up the Socket Broker/Server.



0 new features, 1 enhancement, 1 bug fix: Total 4 new features, 43 enhancements, 37 bug fixes

### **Version 1.1.0.15 as of 5<sup>th</sup> July 2007**

	Change to preload the registry with the '[Defaults]' section of the NuVuQuery.ini file. Also use the 'CurrentConnection' setting in the NuVuQuery.ini file for the repository connection (if found). This allows for a client to run the NuVu Query without any client install whatsoever.
	Default the column headers to be underlined when a new query is designed. The underline does NOT show on the data grid column heading area, but will show on any generated NuVu Report.





0 new features, 2 enhancements, 0 bug fixes: Total 4 new features, 42 enhancements, 36 bug fixes

### **Version 1.1.0.14 as of 4<sup>th</sup> July 2007**

	Colors were stored in the repository as a small integer, but users are able to select colors that exceed the limits of a small integer – change definitions to store colors as a long integer.
	Provide 'apply to all' buttons on the column attributes dialog window, that if ticked will copy the attributes of the current field to all other fields in the query.





0 new features, 1 enhancement, 1 bug fix: Total 4 new features, 40 enhancements, 36 bug fixes

### **Version 1.1.0.13 as of 1<sup>st</sup> July 2007**

	Optional Broker that spawns multiple Server Processes – for added performance in multi-user environments.
	Allow the user to advise individual font characteristics for the column headings.
	Prevent users from advising database, tables or fieldnames that contain embedded full-stops.
	Move the validation of fields selected for any one table from the field selection window to when the query is run. This allows the user to deselect a table if required without the validation forcing them to select a field in that table first.




1 new feature, 2 enhancements, 1 bug fix: Total 4 new features, 39 enhancements, 35 bug fixes

### **Version 1.1.0.12 as of 24<sup>th</sup> June 2007**

	Allow user to change Repository Connection settings from the Repository Tool and Query Tool.
	Store all changed Repository Connections inside 'NuVuQuery.ini' – and allow selection from the list via a right-click popup menu on the Connection dialog window.
	Display error message inside RunNuVuQuery.exe when the user attempts to process a Query, but no query has been selected yet.
	Fix dbQuery.exe to not automatically close after processing a query when run from NuVuRunQuery.exe (if the destination is set to GRID).




0 new features, 2 enhancements, 1 bug fix: Total 3 new features, 37 enhancements, 34 bug fixes

### **Version 1.1.0.11 as of 17<sup>th</sup> June 2007**

	Fix bug when a blank column-label is advised – the report showed the column-labels at incorrect positions.
	Query was excluding a table from the query string passed to the adapter if that table had the same name as the starting part of another table in the query (for example: tables 'paten!' and 'patenlar' – it would not include 'paten!').
	Prevent user from exiting the Repository or changing to another tab if the user is currently in "Edit" mode.




0 new features, 1 enhancement, 3 bug fixes: Total 3 new features, 35 enhancements, 32 bug fixes

### **Version 1.1.0.10 as of 13<sup>th</sup> June 2007**

	Fix bug with the socket server that froze up if debugging was enabled and there was at least one calculated field in the query.
	Enhance the Query Designer to allow column labels to be wrapped. This is accomplished by advising exclamation marks within the column label text, that will act as a word-wrap indicator. The wrapped labels are also taken through to the automatically generated NuVu Report.
	Fix bug on 2 <sup>nd</sup> grid that resulted in certain columns not being included on the NuVu Report.



0 new features, 1 enhancement, 2 bug fixes: Total 3 new features, 35 enhancements, 29 bug fixes

### **Version 1.1.0.8 as of 4<sup>th</sup> June 2007**

	Fix bug with the socket server that froze up if there were array fields in the 2 <sup>nd</sup> or subsequent sections.
	Modify the socket server to improve performance by a factor of 40-50% - traditional client/server performance is now at least 50% better than the standard Progress client/server performance.
	Add new attribute to the Column Properties – ability to now hide any column when the results are viewed in the grid.




0 new features, 1 enhancement, 1 bug fix: Total 3 new features, 34 enhancements, 27 bug fixes

### **Version 1.1.0.7 as of 28<sup>th</sup> May 2007**

	Fix bug with the grouping on NEW queries – introduced with new 'Group Header/Totals designer' in version 1.1.0.6.
	Add new attribute to the Column Properties – ability to now hide any column when the results are printed.





0 new features, 1 enhancement, 1 bug fix: Total 3 new features, 32 enhancements, 26 bug fixes

### **Version 1.1.0.6 as of 25<sup>th</sup> May 2007**

	Any repository schema changes that need to be applied to a version are now performed automatically the first time the repository is accessed.
	Introduce the Group Header/Total designer – a sub-set of features available from the main NuVu Report Designer – allowing the user to design the exact layout of the Headers and Totals, adding Rectangles, Lines, graphics and ability to advise the properties of the labels and fields within the section. Requires a schema update to the repository, which is automatically installed.
	Change the standard Landscape and Portrait report templates to utilize the new Group Header/Totals that are created by the Group Header/Total Designer.



1 new feature, 2 enhancements, 0 bug fixes: Total 3 new features, 31 enhancement, 25 bug fixes

### **Version 1.1.0.5 as of 19<sup>th</sup> April 2007**

	The repository now has a toolbar option (on the 'Data Sources' tab) that can be used to globally rename fields across an entire database schema. The associated description, label and fieldname alias are able to be changed.
	The repository now has a toolbar option (on the 'Data Sources' tab) that can be used to export the currently selected database schema to a text file. This text file will also contain any table lookups defined for the schema.
	The repository now has a toolbar option (on the 'Data Sources' tab) that can be used to import (overwrite) the currently selected database schema from an advised text file. This text file must have been previously exported using the repository 'export schema' button.
	Fixed various issues with table joins and calculations when the tables and/or field names had been replaced with alias names.




0 new features, 3 enhancements, 1 bug fix: Total 2 new features, 29 enhancements, 25 bug fixes

### **Version 1.1.0.4 as of 31<sup>st</sup> March 2007**

	New 'NetSetup' utility, that allows for the easy installation of the query tool and associated files onto a client PC (across the network). This includes the ability to advise various settings for the user.
	Fixed a few issues with invalid command-line parameters. These are now validated and discarded if invalid.




(1 new feature, 0 enhancements, 1 bug fix: Total 2 new features, 26 enhancements, 24 bug fixes

### **Version 1.1.0.3 as of 19<sup>th</sup> March 2007**

	Add command-line options to the Query Designer and RunTime tools, so that they may be easily called from within the hosting application.
	Fix a totaling bug when totals are derived from the 2 <sup>nd</sup> grid and shown on the primary grid.
	Add 'About' boxes to the Repository and Query Designer tools – that shows available memory, and current version number.



0 new features, 2 enhancements, 1 bug fix: Total 1 new features, 26 enhancements, 23 bug fixes

### **Version 1.1.0.2 as of 20<sup>th</sup> February 2007**

	Added toolbar button onto the Query Designer that allows the results of the query to be exported in an XML format identical to that which is produced when the NuVu Report is invoked – used to assist the developer in designing a custom NuVu report for an existing query.
	Add a new function to the field expression editor, that allows other fields to be included on the total row. For example, grouping on the Ledger Account will show the Ledger Account in the total row, but the user also wants to show the Account Name in the total row.
	Add new streamlined licencing options to the Repository tool ('Licencing' tab) that will automatically submit licence requests to the NuVu Sales department, and allow registration of a received licence via email.



0 new features, 3 enhancements, 0 bug fixes: Total 1 new features, 24 enhancements, 22 bug fixes

### **Version 1.1.0.1 as of 1<sup>st</sup> February 2007**

	Add the ability to force a new page in the report at the end of any nominated group. The user may also optionally restart the page numbering when a new page is forced.
	Ability to create 'custom' nuvu report designs and associate them with a query. The NuVu Report Design must have the same name as the name of the query in order to invoke the custom query, and the properties of the query must be marked as using a 'custom' query.

1 new feature, 1 enhancement, 0 bug fixes: Total 1 new features, 19 enhancements, 22 bug fixes

### **Version 1.1.0.0 as of 12<sup>th</sup> January 2007**

	Many enhancements as a result of feedback from users, including: <ul style="list-style-type: none"><li>• Improved context help</li><li>• Improved reporting capabilities</li><li>• Unlimited grouping of sort levels (grids 1 and 2)</li><li>• Grouping showing in separate tree view</li><li>• Ability to have sub-calculations within aggregate calculations (any level)</li><li>• Ability to advise expressions against individual columns of a query</li><li>• Enhanced syntax/auto-completion when advising prompt information in the record selection window</li><li>• Ability to run defined queries from a list (RunNuVuQuery) – used to integrate the NuVu Query suite into the host application with ease</li><li>• Incremental searching on all tree views</li></ul>
	Numerous bug fixes as reported from users, including: <ul style="list-style-type: none"><li>• Performance issues</li><li>• Reports hanging up when grouping was used in certain circumstances</li><li>• Moving columns of the grid did not move the data within the grid correctly</li><li>• Issues with Grouping/Totaling</li><li>• Calculated fields errors with numeric fields &lt; 1.00</li></ul>

0 new features, 18 enhancements, 22 bug fixes: Total 0 new features, 18 enhancements, 22 bug fixes

### **Version 1.0.0.0 as of 20<sup>th</sup> November 2006**



- First commercial release to nominated "test" users, after 3 years of development